


# Q1 Please indicate the school your child attends.

Answered: 17 Skipped: 0



# EIPS Parent Survey 2017-18



ANSWER CHOICES	RESPONSES
A.L. Horton Elementary	0.00%      0

## EIPS Parent Survey 2017-18

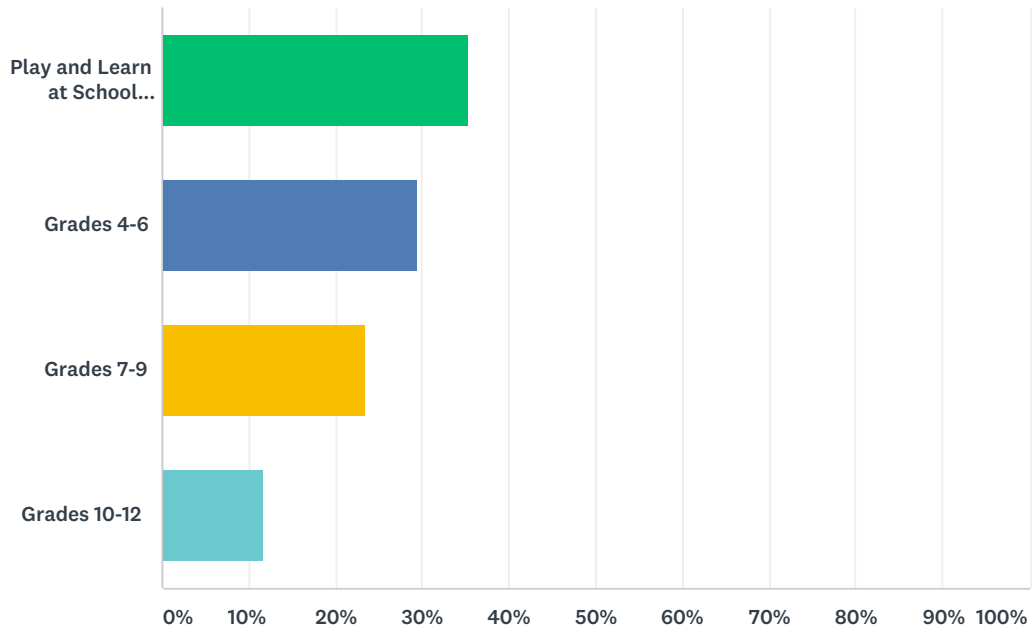
Andrew School	100.00%	17
Ardrossan Elementary	0.00%	0
Ardrossan Junior Senior High	0.00%	0
Bev Facey Community High	0.00%	0
Brentwood Elementary	0.00%	0
Bruderheim School	0.00%	0
Clover Bar Junior High	0.00%	0
École Campbelltown	0.00%	0
École Parc Élémentaire	0.00%	0
F.R. Haythorne Junior High	0.00%	0
Fort Saskatchewan Christian	0.00%	0
Fort Saskatchewan Elementary	0.00%	0
Fort Saskatchewan Senior High	0.00%	0
Fultonvale Elementary Junior High	0.00%	0
Glen Allan Elementary	0.00%	0
James Mowat Elementary	0.00%	0
Lakeland Ridge	0.00%	0
Lamont Elementary	0.00%	0
Lamont High	0.00%	0
Mills Haven Elementary	0.00%	0
Mundare School	0.00%	0
Next Step/Outreach	0.00%	0
Pine Street Elementary	0.00%	0
Rudolph Hennig Junior High	0.00%	0
Salisbury Composite High	0.00%	0
Sherwood Heights Junior High	0.00%	0
SouthPointe School	0.00%	0
Strathcona Christian Academy Elementary	0.00%	0
Strathcona Christian Academy Secondary	0.00%	0
Uncas Elementary	0.00%	0
Vegreville Composite High	0.00%	0
Wes Hosford Elementary	0.00%	0
Westboro Elementary	0.00%	0
Win Ferguson Elementary	0.00%	0

## EIPS Parent Survey 2017-18

Woodbridge Farms Elementary	0.00%	0
Wye Elementary	0.00%	0
TOTAL		17

## Q2 Please indicate your child's grade.

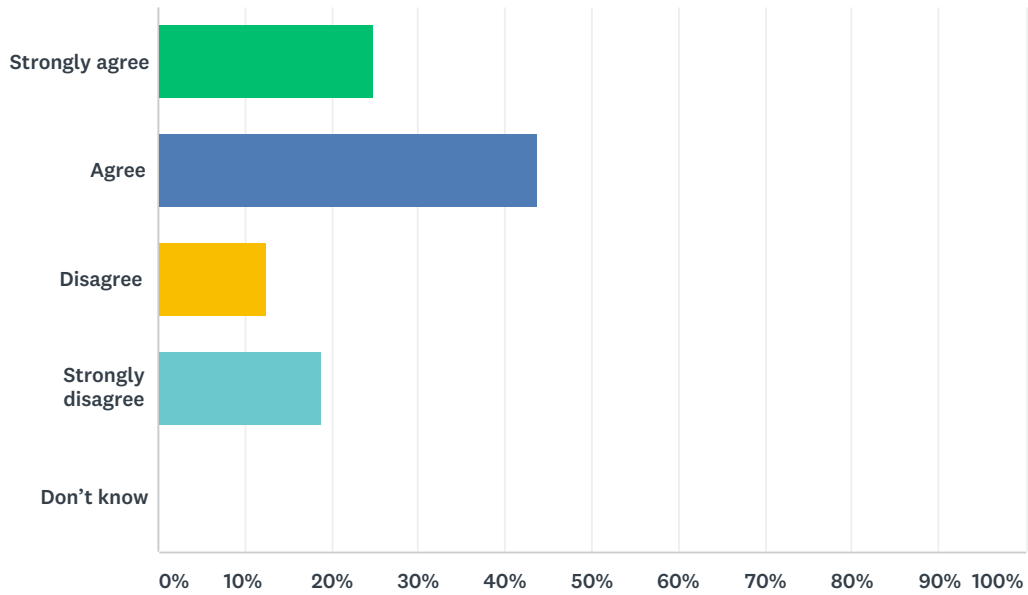
Answered: 17 Skipped: 0



ANSWER CHOICES	RESPONSES	
Play and Learn at School (PALS) Kindergarten Grades 1-3	35.29%	6
Grades 4-6	29.41%	5
Grades 7-9	23.53%	4
Grades 10-12	11.76%	2
TOTAL		17

### Q3 My child's individual needs are met.

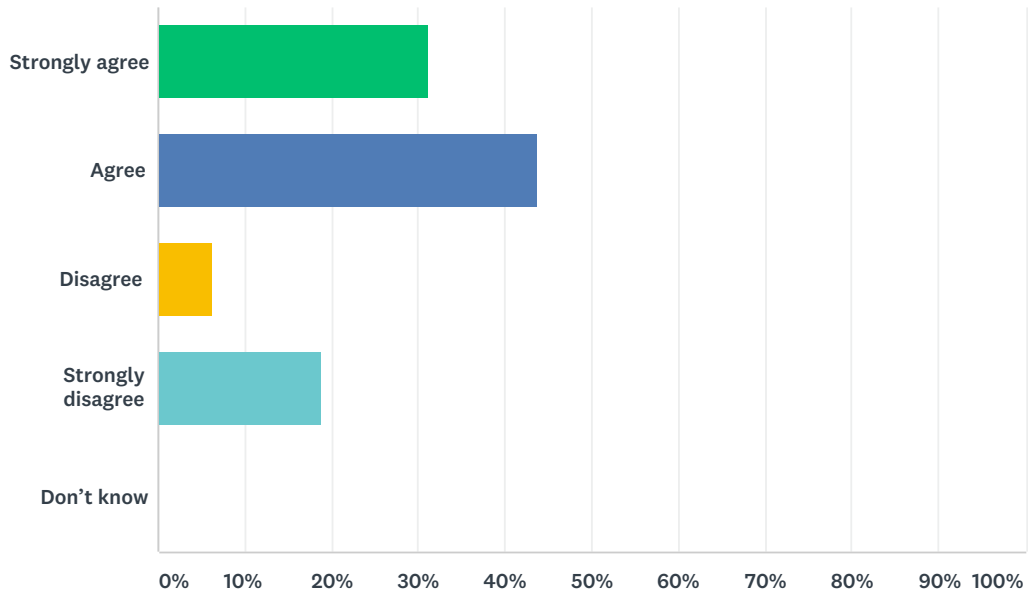
Answered: 16 Skipped: 1



ANSWER CHOICES	RESPONSES	
Strongly agree	25.00%	4
Agree	43.75%	7
Disagree	12.50%	2
Strongly disagree	18.75%	3
Don't know	0.00%	0
<b>TOTAL</b>		<b>16</b>

### Q4 My child is encouraged at school to do his or her best.

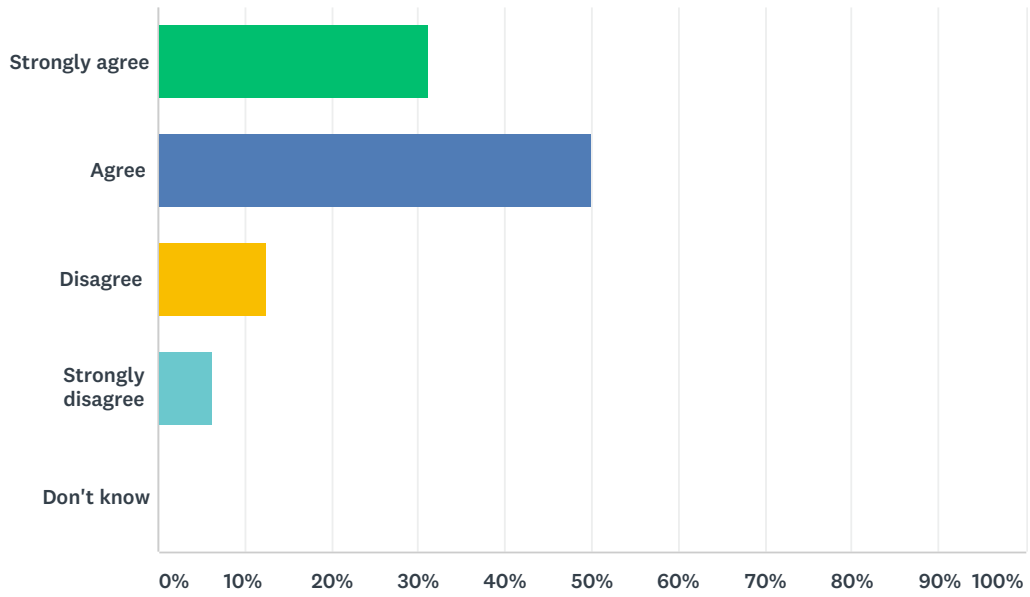
Answered: 16 Skipped: 1



ANSWER CHOICES	RESPONSES	
Strongly agree	31.25%	5
Agree	43.75%	7
Disagree	6.25%	1
Strongly disagree	18.75%	3
Don't know	0.00%	0
<b>TOTAL</b>		<b>16</b>

### Q5 My child is demonstrating growth in literacy.

Answered: 16 Skipped: 1

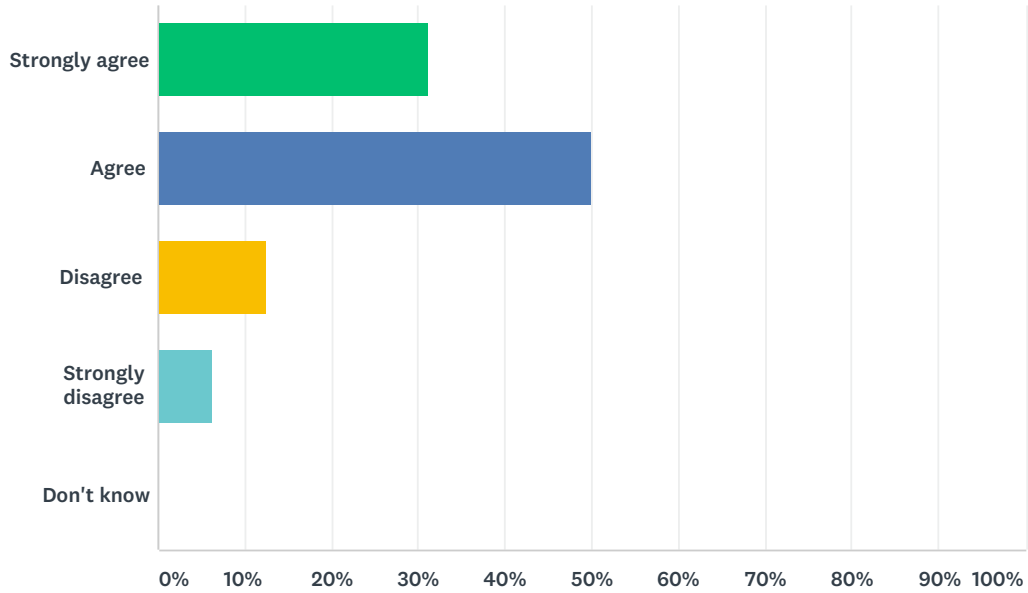


ANSWER CHOICES	RESPONSES	
Strongly agree	31.25%	5
Agree	50.00%	8
Disagree	12.50%	2
Strongly disagree	6.25%	1
Don't know	0.00%	0
<b>TOTAL</b>		<b>16</b>



## Q6 My child is demonstrating growth in numeracy.

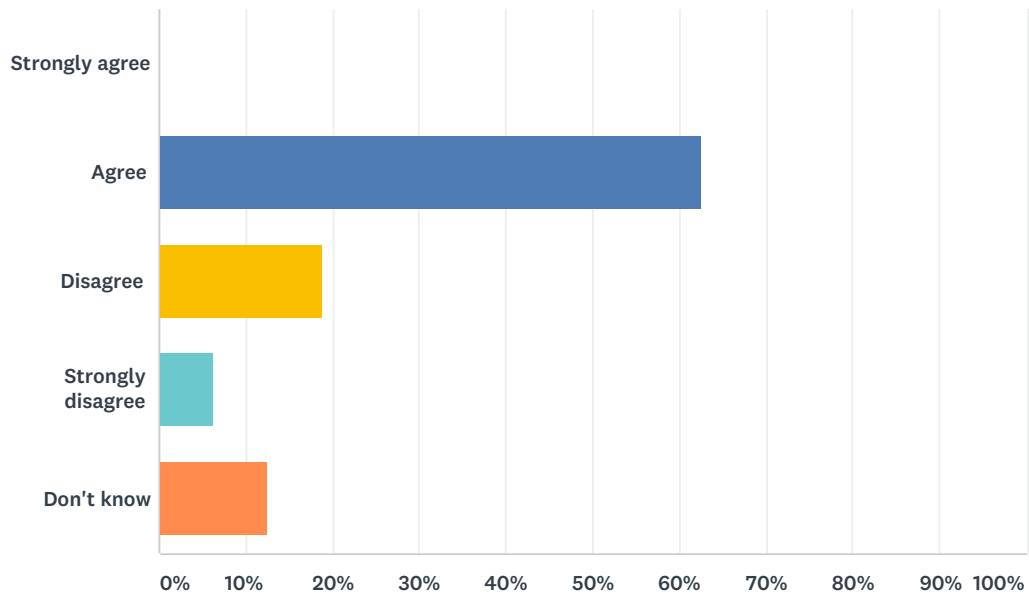
Answered: 16 Skipped: 1



ANSWER CHOICES	RESPONSES	
Strongly agree	31.25%	5
Agree	50.00%	8
Disagree	12.50%	2
Strongly disagree	6.25%	1
Don't know	0.00%	0
<b>TOTAL</b>		<b>16</b>

## Q7 My child has an understanding of First Nations, Métis and Inuit culture and history.

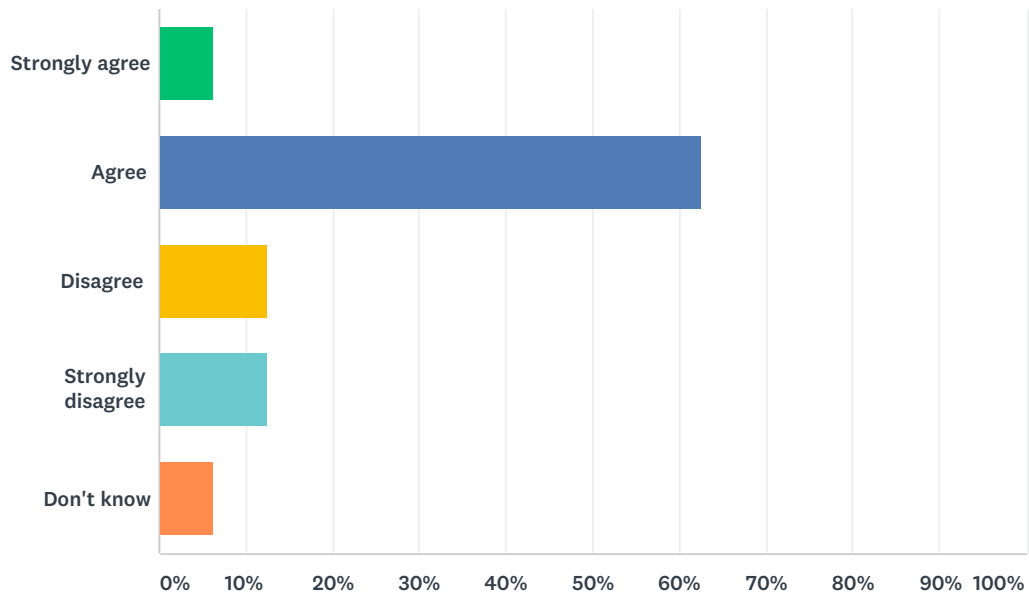
Answered: 16 Skipped: 1



ANSWER CHOICES	RESPONSES	
Strongly agree	0.00%	0
Agree	62.50%	10
Disagree	18.75%	3
Strongly disagree	6.25%	1
Don't know	12.50%	2
<b>TOTAL</b>		<b>16</b>

## Q8 My child is being taught knowledge, skills and attitudes necessary to be successful in life.

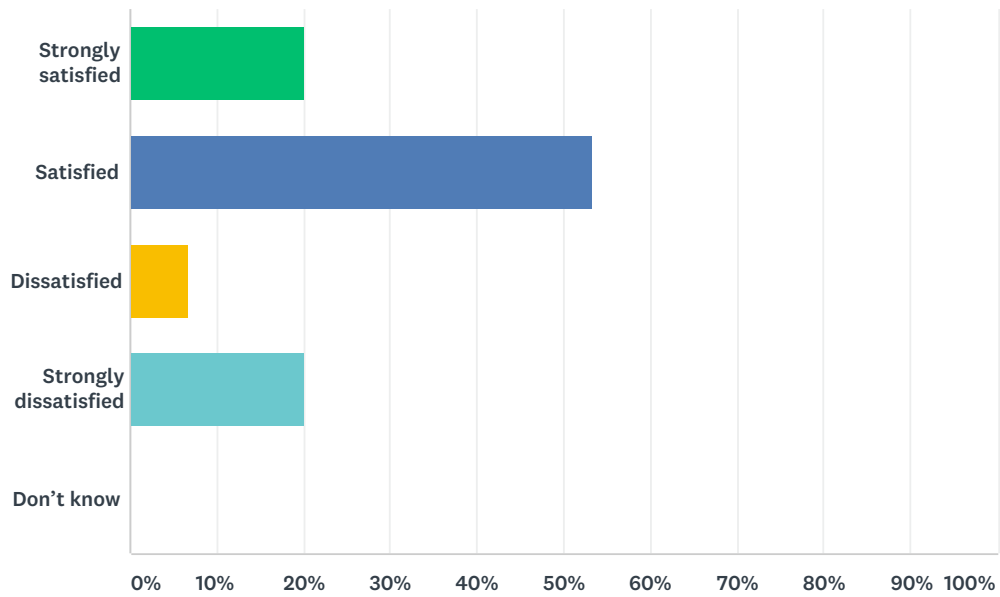
Answered: 16 Skipped: 1



ANSWER CHOICES	RESPONSES	
Strongly agree	6.25%	1
Agree	62.50%	10
Disagree	12.50%	2
Strongly disagree	12.50%	2
Don't know	6.25%	1
<b>TOTAL</b>		<b>16</b>

## Q9 How satisfied are you with the quality of education your child is receiving at his or her school?

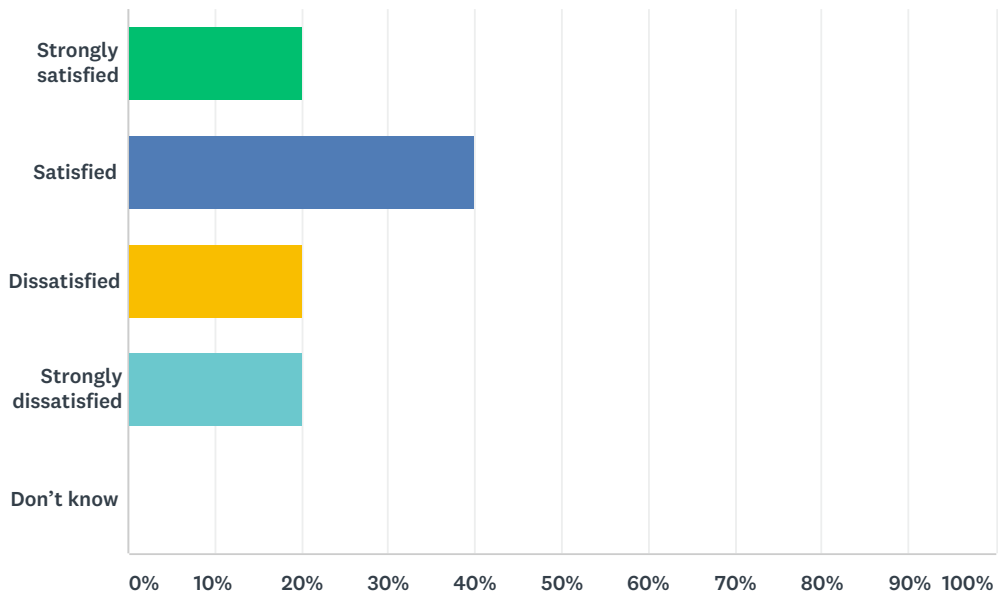
Answered: 15 Skipped: 2



ANSWER CHOICES	RESPONSES	
Strongly satisfied	20.00%	3
Satisfied	53.33%	8
Dissatisfied	6.67%	1
Strongly dissatisfied	20.00%	3
Don't know	0.00%	0
<b>TOTAL</b>		<b>15</b>

## Q10 How satisfied are you with the quality of teaching at your child's school?

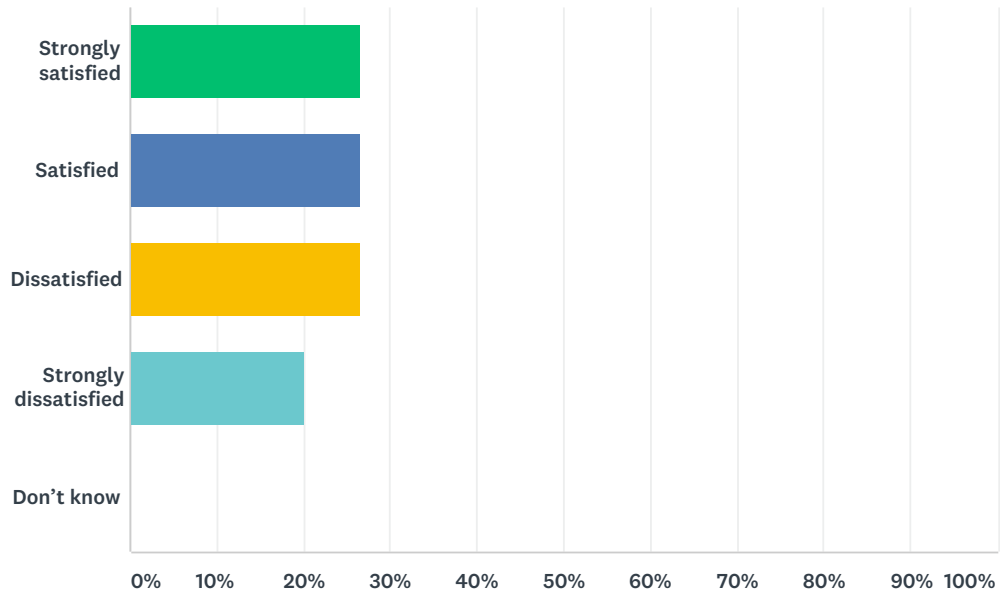
Answered: 15 Skipped: 2



ANSWER CHOICES	RESPONSES	
Strongly satisfied	20.00%	3
Satisfied	40.00%	6
Dissatisfied	20.00%	3
Strongly dissatisfied	20.00%	3
Don't know	0.00%	0
<b>TOTAL</b>		<b>15</b>

### Q11 How satisfied are you with the leadership in your child's school?

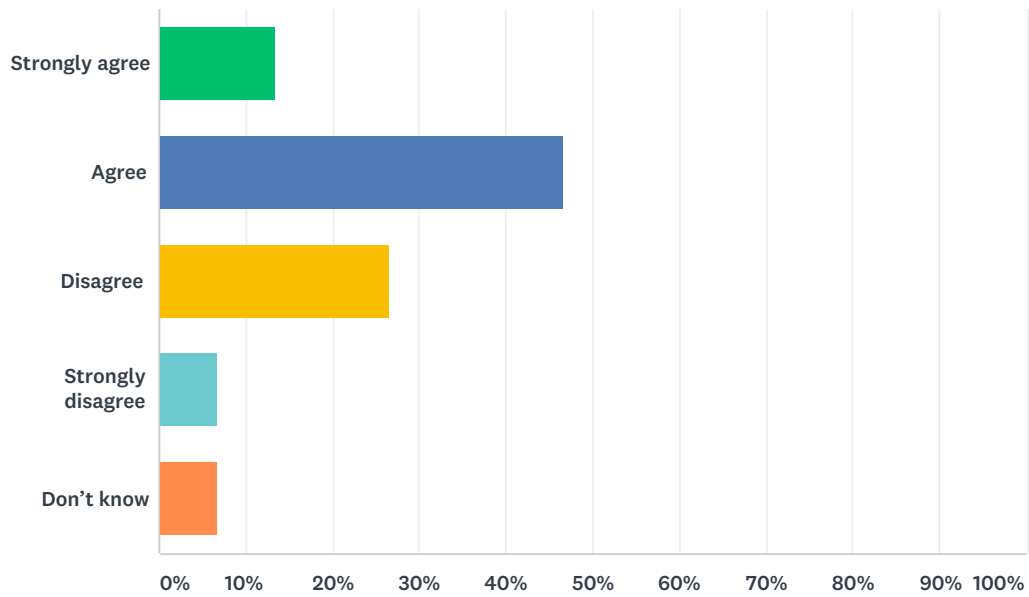
Answered: 15 Skipped: 2



ANSWER CHOICES	RESPONSES	
Strongly satisfied	26.67%	4
Satisfied	26.67%	4
Dissatisfied	26.67%	4
Strongly dissatisfied	20.00%	3
Don't know	0.00%	0
<b>TOTAL</b>		<b>15</b>

## Q12 The rights and responsibilities of citizenship are reinforced in my child's school.

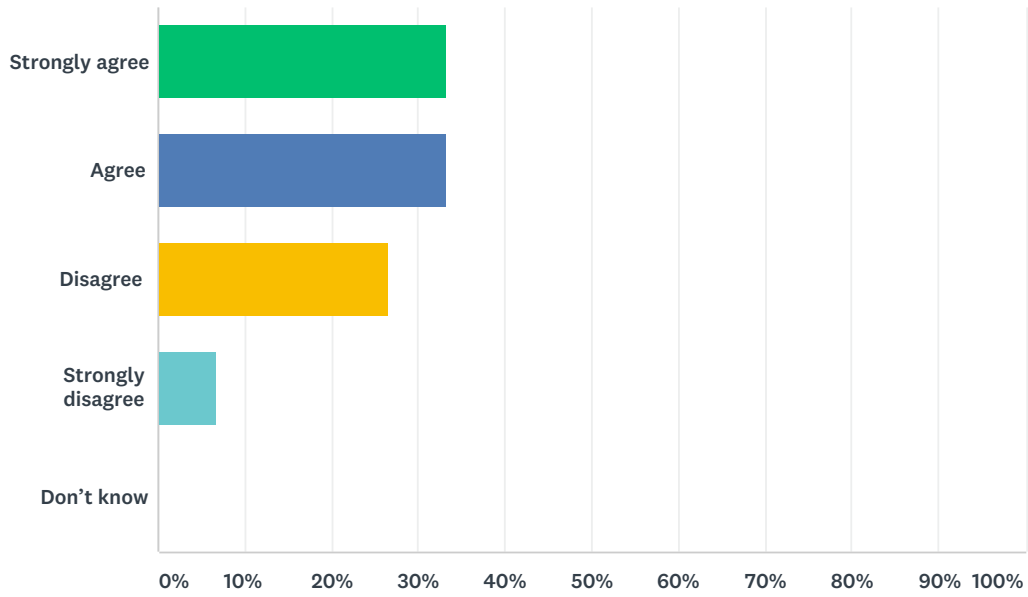
Answered: 15 Skipped: 2



ANSWER CHOICES	RESPONSES	
Strongly agree	13.33%	2
Agree	46.67%	7
Disagree	26.67%	4
Strongly disagree	6.67%	1
Don't know	6.67%	1
<b>TOTAL</b>		<b>15</b>

### Q13 The school staff care about my child.

Answered: 15 Skipped: 2

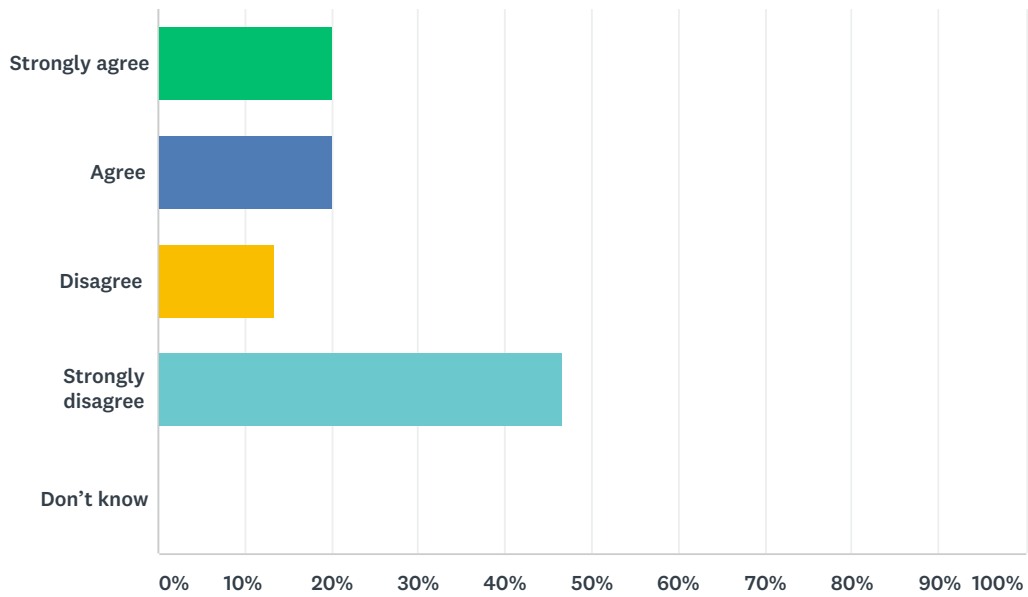


ANSWER CHOICES	RESPONSES	
Strongly agree	33.33%	5
Agree	33.33%	5
Disagree	26.67%	4
Strongly disagree	6.67%	1
Don't know	0.00%	0
<b>TOTAL</b>		<b>15</b>



## Q14 Discipline is handled in a fair and reasonable manner in my child's school.

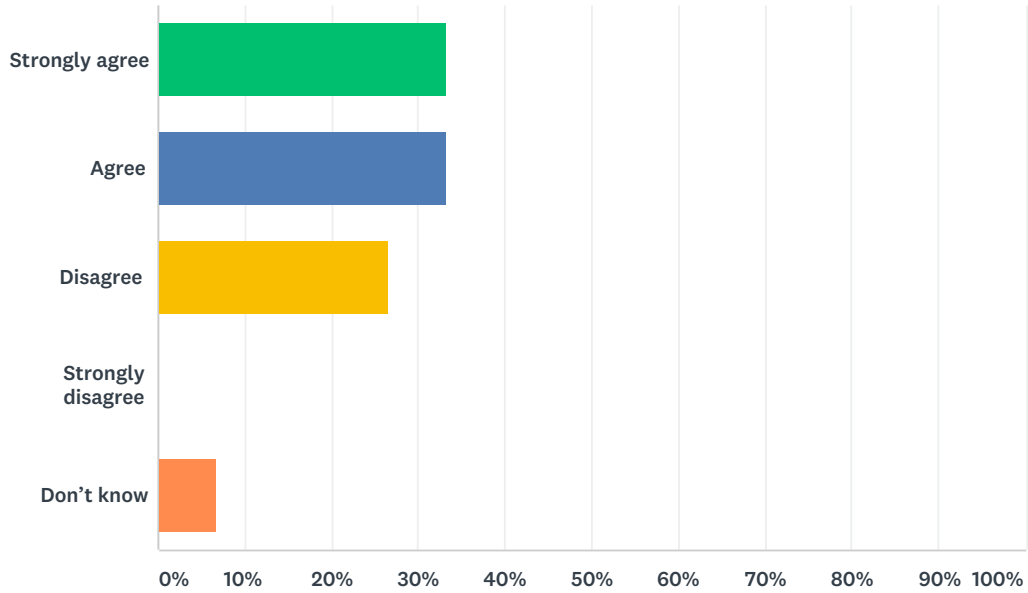
Answered: 15 Skipped: 2



ANSWER CHOICES	RESPONSES	
Strongly agree	20.00%	3
Agree	20.00%	3
Disagree	13.33%	2
Strongly disagree	46.67%	7
Don't know	0.00%	0
<b>TOTAL</b>		<b>15</b>

### Q15 My child's school is safe.

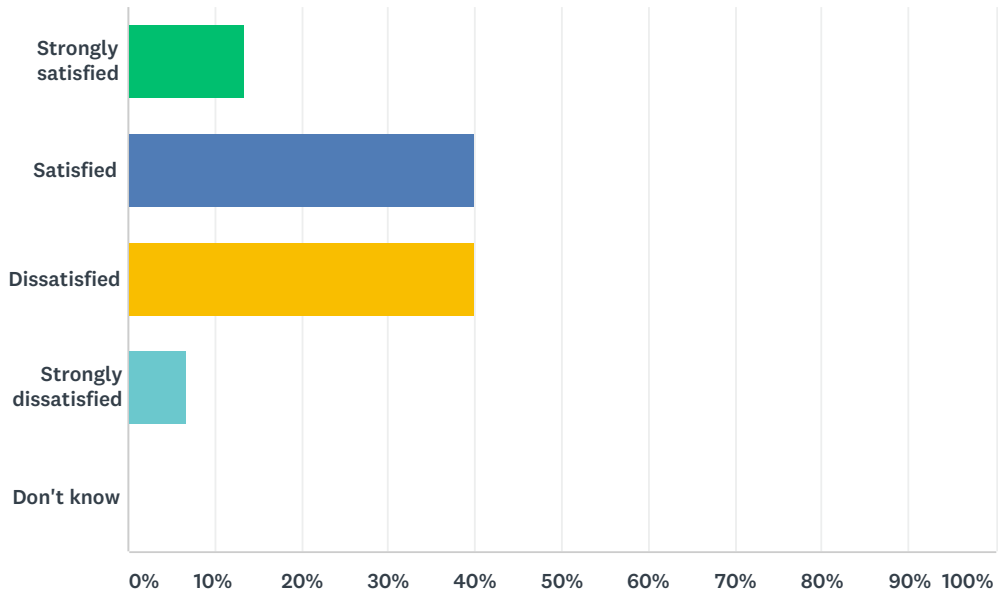
Answered: 15 Skipped: 2



ANSWER CHOICES	RESPONSES	
Strongly agree	33.33%	5
Agree	33.33%	5
Disagree	26.67%	4
Strongly disagree	0.00%	0
Don't know	6.67%	1
<b>TOTAL</b>		<b>15</b>

## Q16 How satisfied are you with the resources available to support your child's learning?

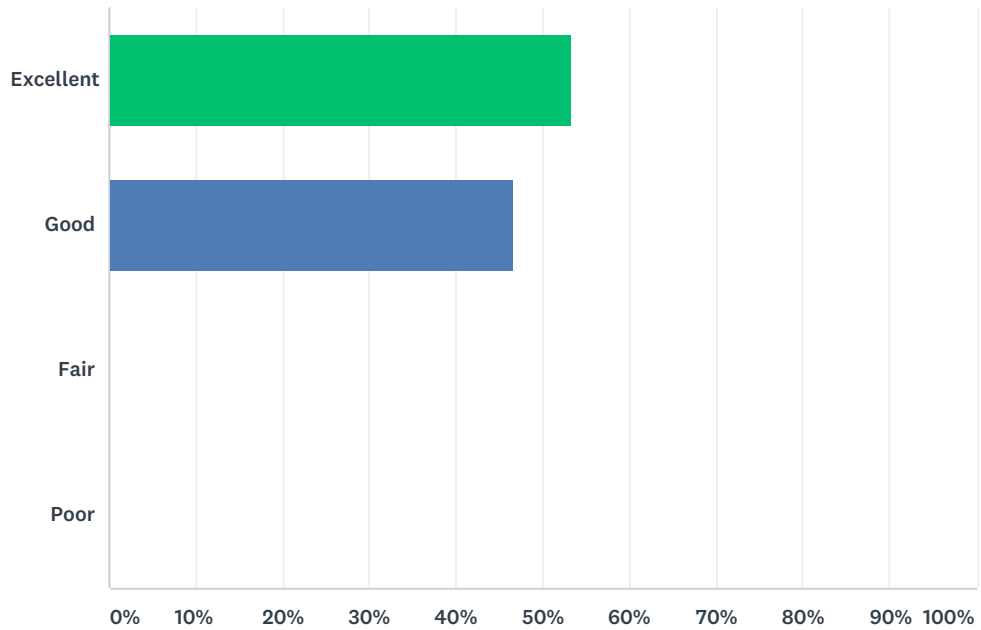
Answered: 15 Skipped: 2



ANSWER CHOICES	RESPONSES	
Strongly satisfied	13.33%	2
Satisfied	40.00%	6
Dissatisfied	40.00%	6
Strongly dissatisfied	6.67%	1
Don't know	0.00%	0
<b>TOTAL</b>		<b>15</b>

### Q17 How would you rate the physical condition of your child's school?

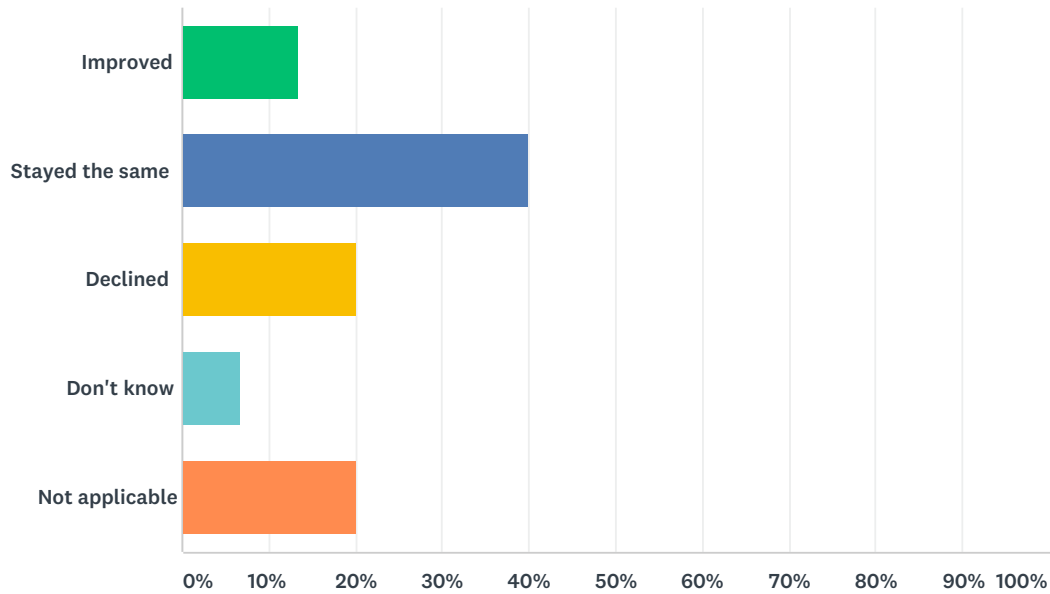
Answered: 15 Skipped: 2



ANSWER CHOICES	RESPONSES	
Excellent	53.33%	8
Good	46.67%	7
Fair	0.00%	0
Poor	0.00%	0
<b>TOTAL</b>		<b>15</b>

### Q18 In your opinion, has the quality of education your child has experienced at school improved, stayed the same or declined in the past three years?

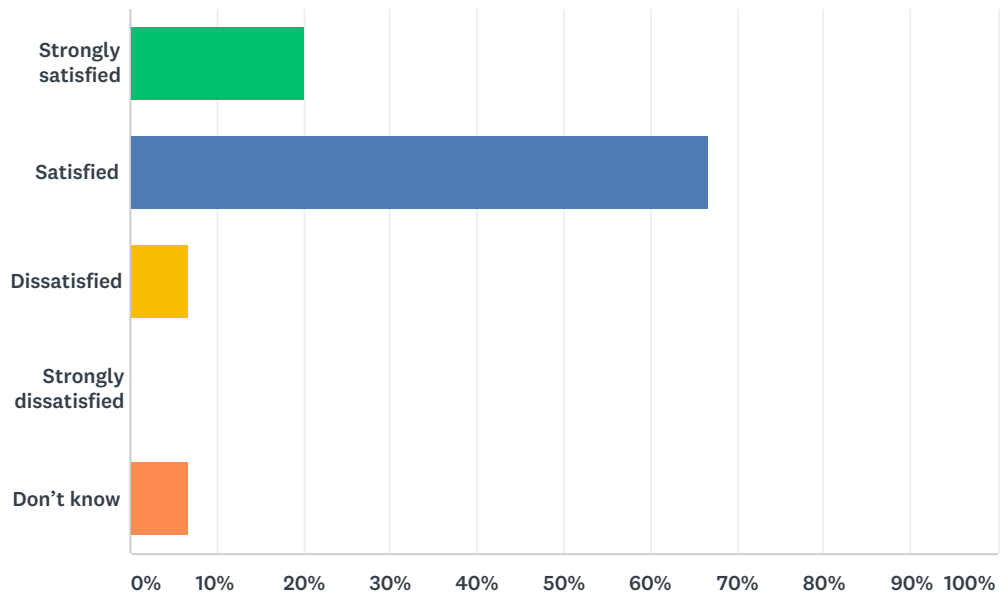
Answered: 15 Skipped: 2



ANSWER CHOICES	RESPONSES	
Improved	13.33%	2
Stayed the same	40.00%	6
Declined	20.00%	3
Don't know	6.67%	1
Not applicable	20.00%	3
<b>TOTAL</b>		<b>15</b>

## Q19 How satisfied are you with the opportunity to be involved in decisions at your child's school?

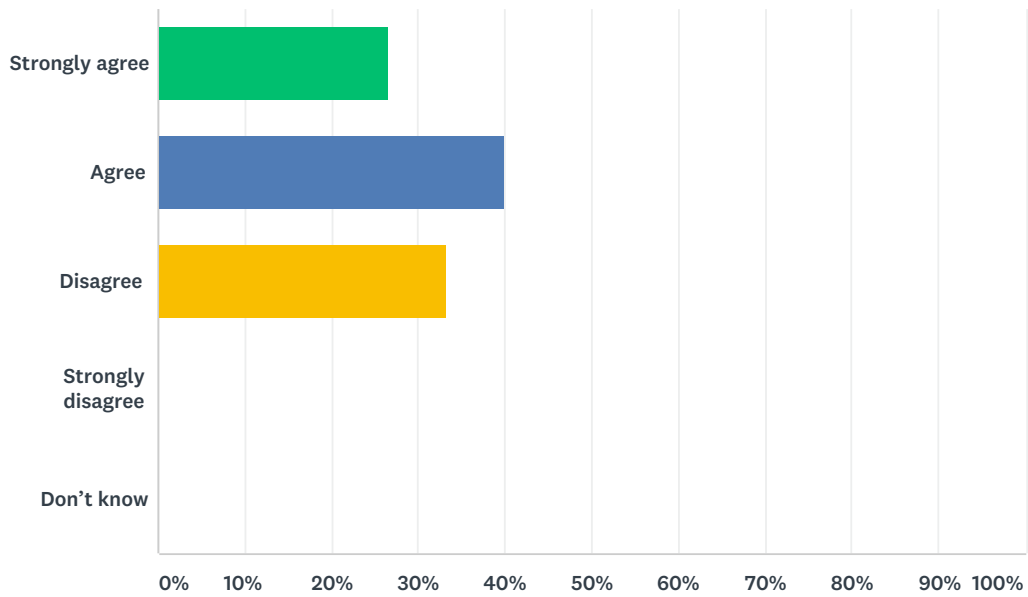
Answered: 15 Skipped: 2



ANSWER CHOICES	RESPONSES	
Strongly satisfied	20.00%	3
Satisfied	66.67%	10
Dissatisfied	6.67%	1
Strongly dissatisfied	0.00%	0
Don't know	6.67%	1
<b>TOTAL</b>		<b>15</b>

## Q20 The school keeps me informed about my child's progress and achievement.

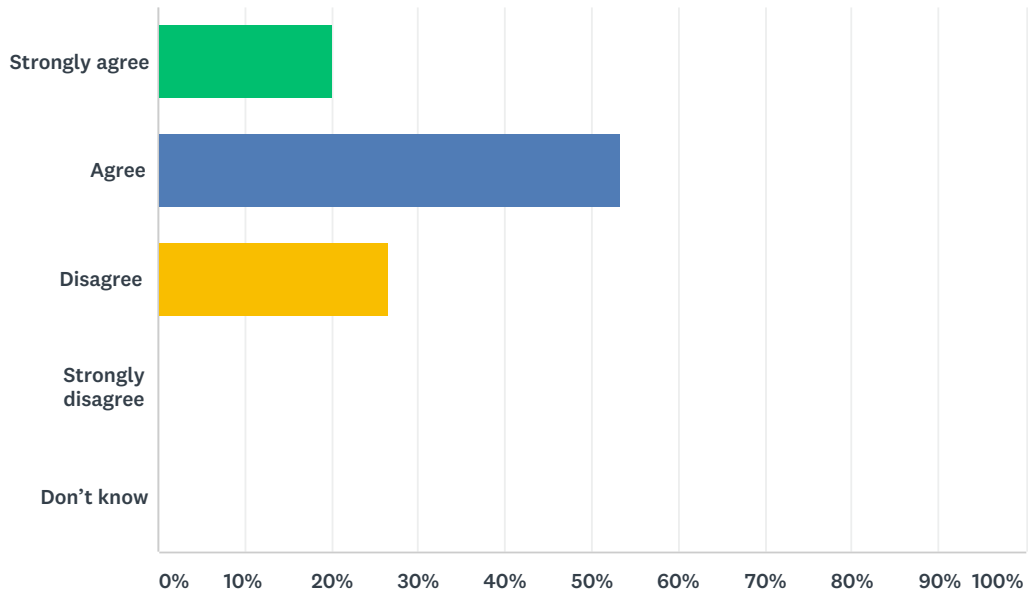
Answered: 15 Skipped: 2



ANSWER CHOICES	RESPONSES	
Strongly agree	26.67%	4
Agree	40.00%	6
Disagree	33.33%	5
Strongly disagree	0.00%	0
Don't know	0.00%	0
<b>TOTAL</b>		<b>15</b>

## Q21 There is open and honest communication within my child's school.

Answered: 15 Skipped: 2

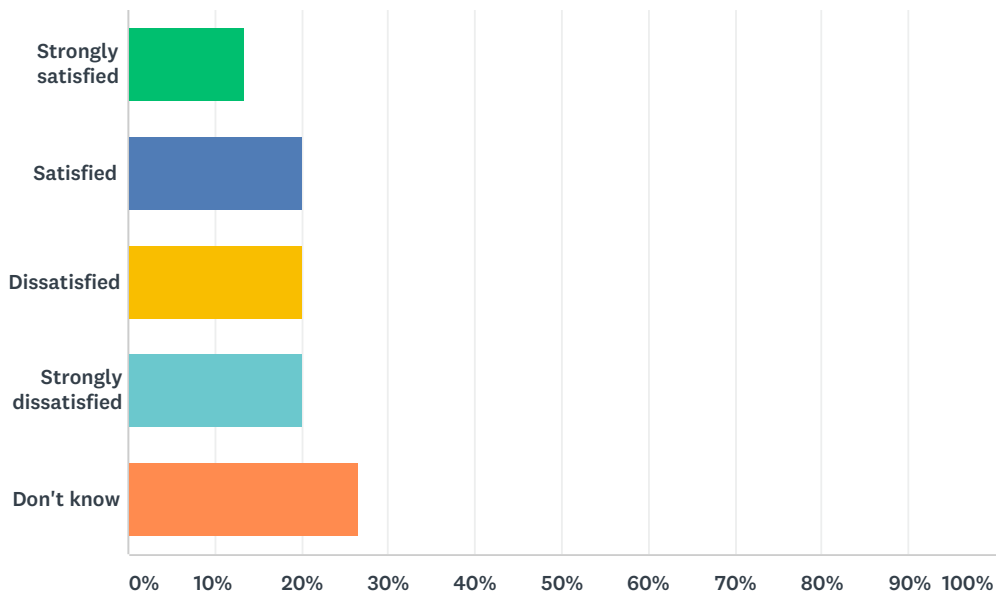


ANSWER CHOICES	RESPONSES	
Strongly agree	20.00%	3
Agree	53.33%	8
Disagree	26.67%	4
Strongly disagree	0.00%	0
Don't know	0.00%	0
<b>TOTAL</b>		<b>15</b>



Q22 How satisfied are you with the community partnerships that may be established at your school? For example: Saffron, KEYS program, Green Certificate, lunch programs, after-school programs, RAP, Tools for School, Scratch Day, Entrepreneurial Adventure, scholarships/grants, etc.

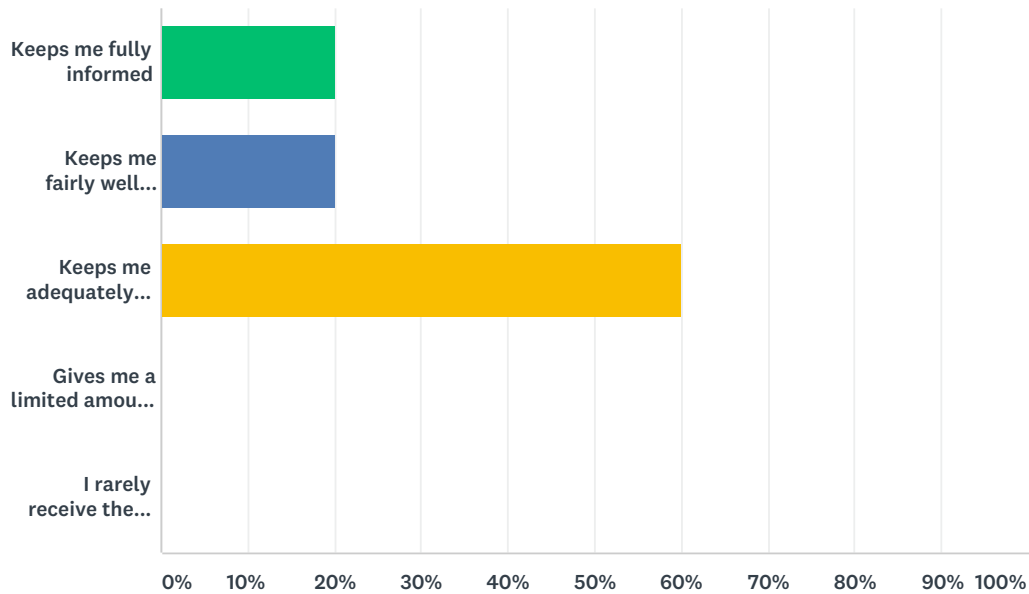
Answered: 15 Skipped: 2



ANSWER CHOICES	RESPONSES	
Strongly satisfied	13.33%	2
Satisfied	20.00%	3
Dissatisfied	20.00%	3
Strongly dissatisfied	20.00%	3
Don't know	26.67%	4
<b>TOTAL</b>		<b>15</b>

Q23 Elk Island Public Schools appreciates the opportunity to stay connected with parents about news, activities, programs and other matters of importance. What is your impression of the communication you receive from your child's school?

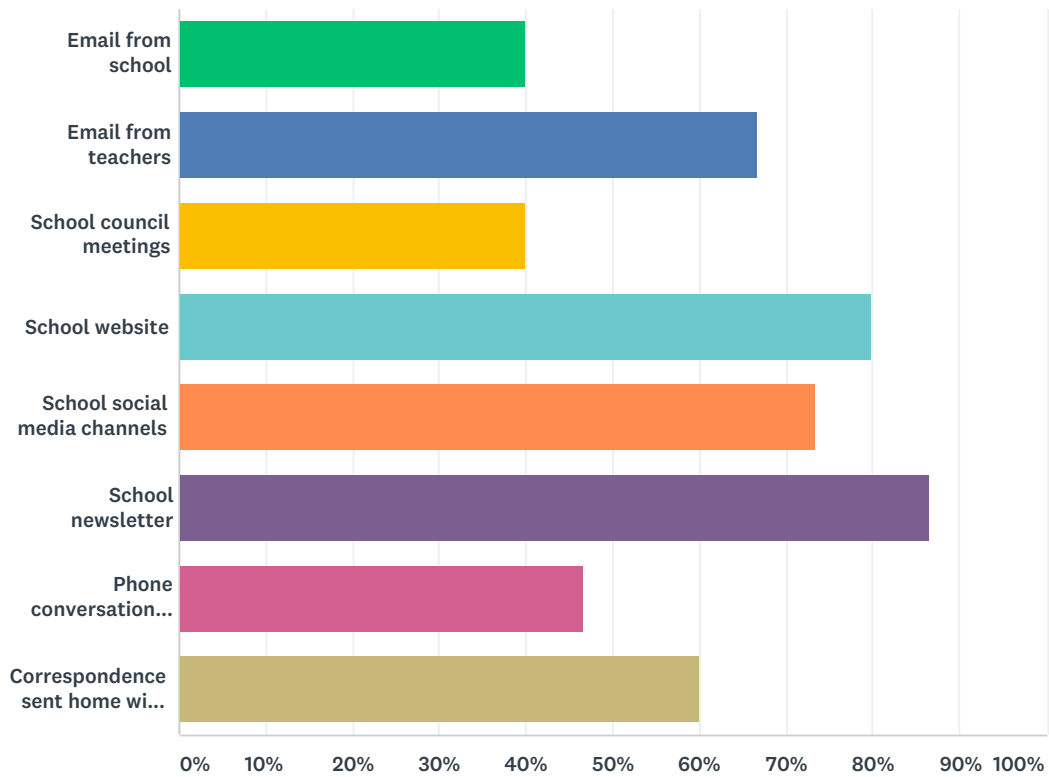
Answered: 15 Skipped: 2



ANSWER CHOICES	RESPONSES	
Keeps me fully informed	20.00%	3
Keeps me fairly well informed	20.00%	3
Keeps me adequately informed	60.00%	9
Gives me a limited amount of information	0.00%	0
I rarely receive the information I need	0.00%	0
<b>TOTAL</b>		<b>15</b>

**Q24 Do you regularly make use of the following to keep up to date on school activities, programs, etc.? Check all that apply.**

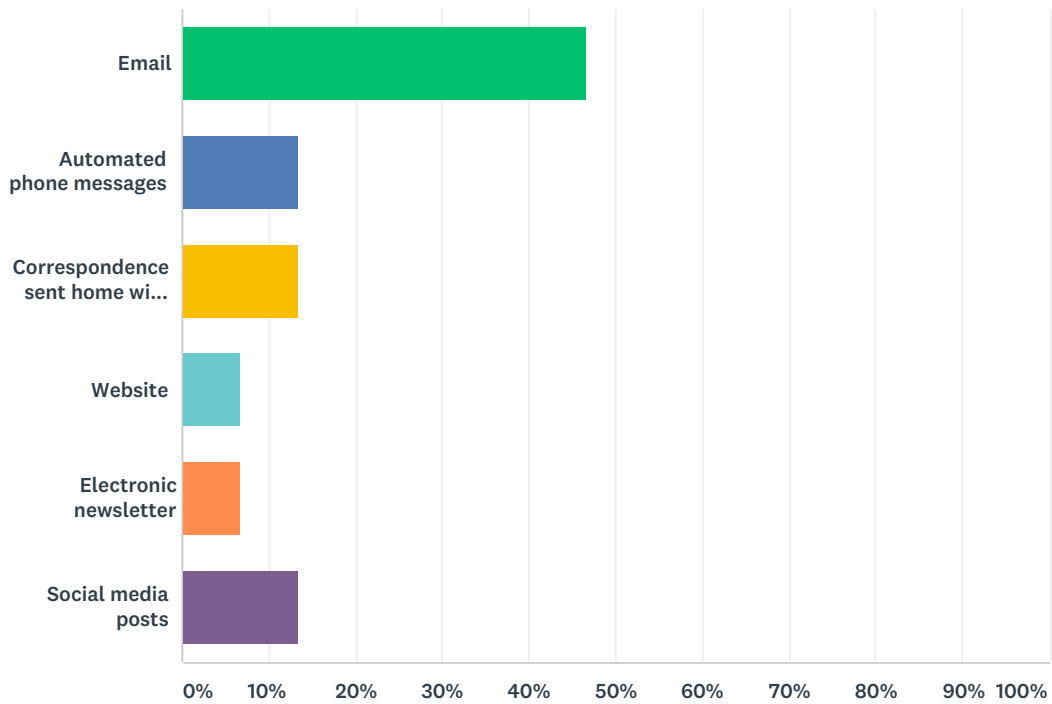
Answered: 15 Skipped: 2



ANSWER CHOICES	RESPONSES	
Email from school	40.00%	6
Email from teachers	66.67%	10
School council meetings	40.00%	6
School website	80.00%	12
School social media channels	73.33%	11
School newsletter	86.67%	13
Phone conversations with school and/or teachers	46.67%	7
Correspondence sent home with your child	60.00%	9
Total Respondents: 15		

## Q25 What is your most preferred method of communication from the school and Division?

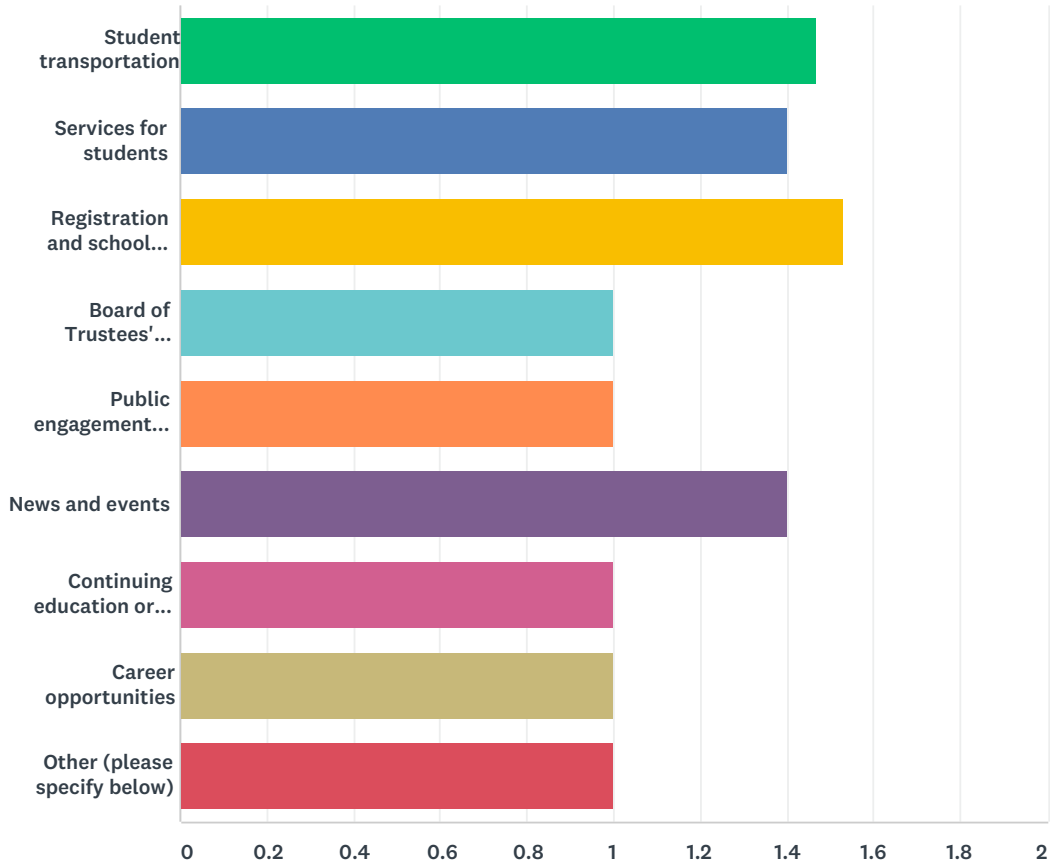
Answered: 15 Skipped: 2



ANSWER CHOICES	RESPONSES	
Email	46.67%	7
Automated phone messages	13.33%	2
Correspondence sent home with your child	13.33%	2
Website	6.67%	1
Electronic newsletter	6.67%	1
Social media posts	13.33%	2
<b>TOTAL</b>		<b>15</b>

Q26 Do you visit the Division website (www.eips.ca) for information on:

Answered: 15 Skipped: 2



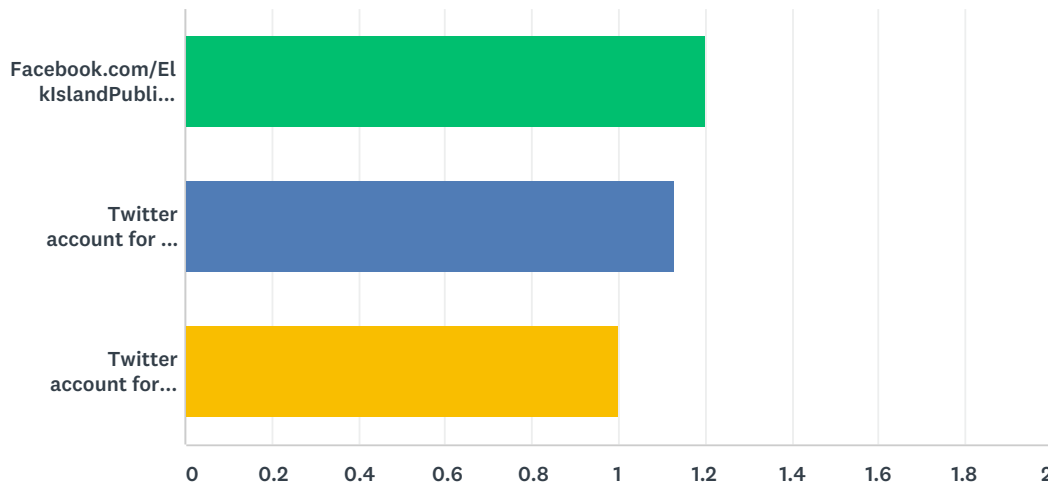
	YES	NO	TOTAL	WEIGHTED AVERAGE
Student transportation	46.67% 7	53.33% 8	15	1.47
Services for students	40.00% 6	60.00% 9	15	1.40
Registration and school boundaries	53.33% 8	46.67% 7	15	1.53
Board of Trustees' meetings	0.00% 0	100.00% 15	15	1.00
Public engagement initiatives	0.00% 0	100.00% 15	15	1.00
News and events	40.00% 6	60.00% 9	15	1.40
Continuing education or summer courses	0.00% 0	100.00% 15	15	1.00
Career opportunities	0.00% 0	100.00% 15	15	1.00
Other (please specify below)	0.00% 0	100.00% 15	15	1.00

EIPS Parent Survey 2017-18

#	OTHER:	DATE
	There are no responses.	

## Q27 Elk Island Public Schools shares news and information on its social media channels. Do you follow:

Answered: 15 Skipped: 2



	YES	NO	TOTAL	WEIGHTED AVERAGE
Facebook.com/ElkIslandPublicSchools	20.00% 3	80.00% 12	15	1.20
Twitter account for the Division (@eips)	13.33% 2	86.67% 13	15	1.13
Twitter account for EIPS Student Transportation (@eipsST)	0.00% 0	100.00% 15	15	1.00