


Q1 What school does your child currently attend?

Answered: 35 Skipped: 0



EIPS Parent Survey 2018-19



EIPS Parent Survey 2018-19

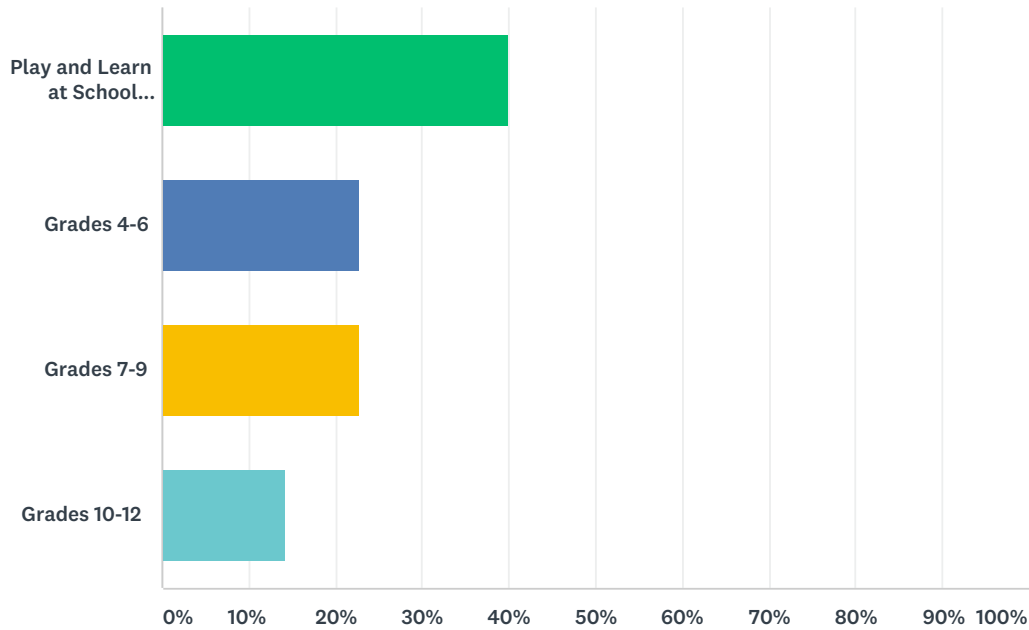
ANSWER CHOICES	RESPONSES	
A.L. Horton Elementary	0.00%	0
Andrew School	100.00%	35
Ardrossan Elementary	0.00%	0
Ardrossan Junior Senior High	0.00%	0
Bev Facey Community High	0.00%	0
Brentwood Elementary	0.00%	0
Bruderheim School	0.00%	0
Clover Bar Junior High	0.00%	0
Davidson Creek Elementary	0.00%	0
École Campbelltown	0.00%	0
École Parc Élémentaire	0.00%	0
F.R. Haythorne Junior High	0.00%	0
Fort Saskatchewan Christian	0.00%	0
Fort Saskatchewan Elementary	0.00%	0
Fort Saskatchewan Senior High	0.00%	0
Fultonvale Elementary Junior High	0.00%	0
Glen Allan Elementary	0.00%	0
James Mowat Elementary	0.00%	0
Lakeland Ridge	0.00%	0
Lamont Elementary	0.00%	0
Lamont High	0.00%	0
Mills Haven Elementary	0.00%	0
Mundare School	0.00%	0
Next Step/Outreach	0.00%	0
Pine Street Elementary	0.00%	0
Rudolph Hennig Junior High	0.00%	0
Salisbury Composite High	0.00%	0
Sherwood Heights Junior High	0.00%	0
SouthPointe School	0.00%	0
Strathcona Christian Academy Elementary	0.00%	0
Strathcona Christian Academy Secondary	0.00%	0
Uncas Elementary	0.00%	0
Vegreville Composite High	0.00%	0
Wes Hosford Elementary	0.00%	0

EIPS Parent Survey 2018-19

Westboro Elementary	0.00%	0
Win Ferguson Elementary	0.00%	0
Woodbridge Farms Elementary	0.00%	0
Wye Elementary	0.00%	0
TOTAL		35

Q2 What grade is your child currently in?

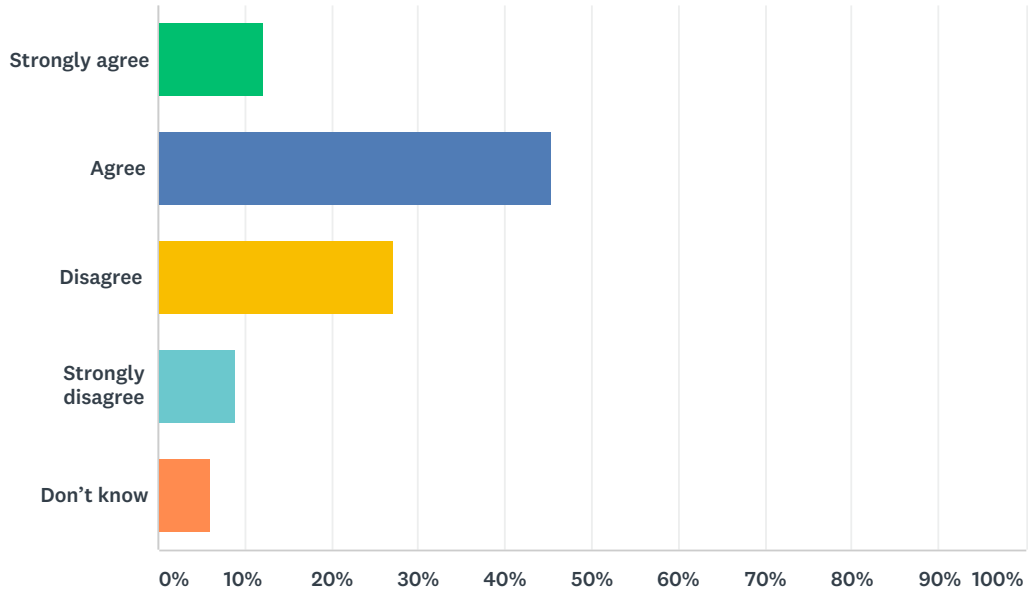
Answered: 35 Skipped: 0



ANSWER CHOICES	RESPONSES	
Play and Learn at School (PALS)KindergartenGrades 1-3	40.00%	14
Grades 4-6	22.86%	8
Grades 7-9	22.86%	8
Grades 10-12	14.29%	5
TOTAL		35

Q3 My child's individual needs are met.

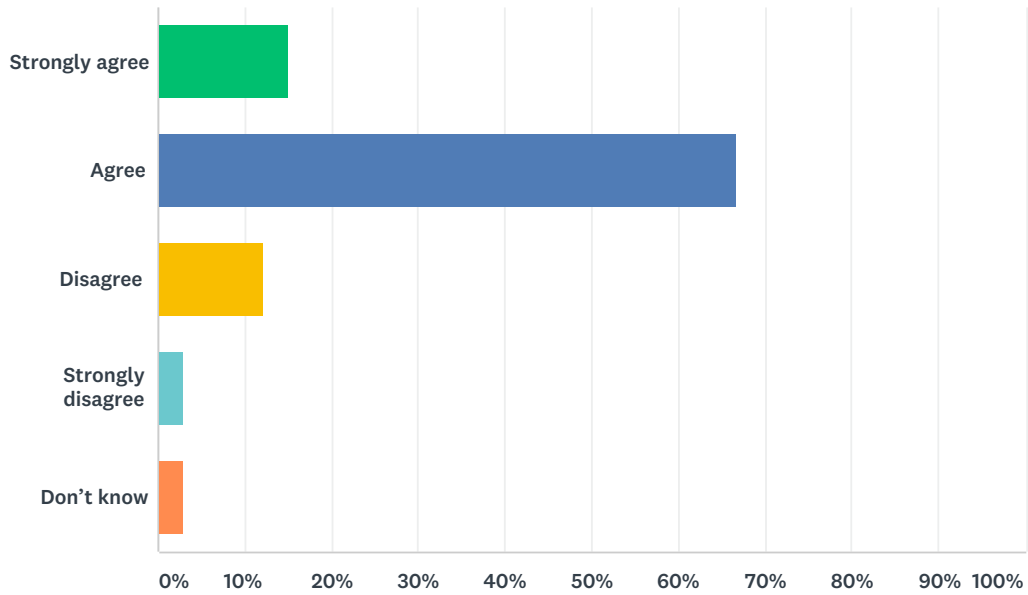
Answered: 33 Skipped: 2



ANSWER CHOICES	RESPONSES	
Strongly agree	12.12%	4
Agree	45.45%	15
Disagree	27.27%	9
Strongly disagree	9.09%	3
Don't know	6.06%	2
TOTAL		33

Q4 My child is encouraged at school to do his or her best.

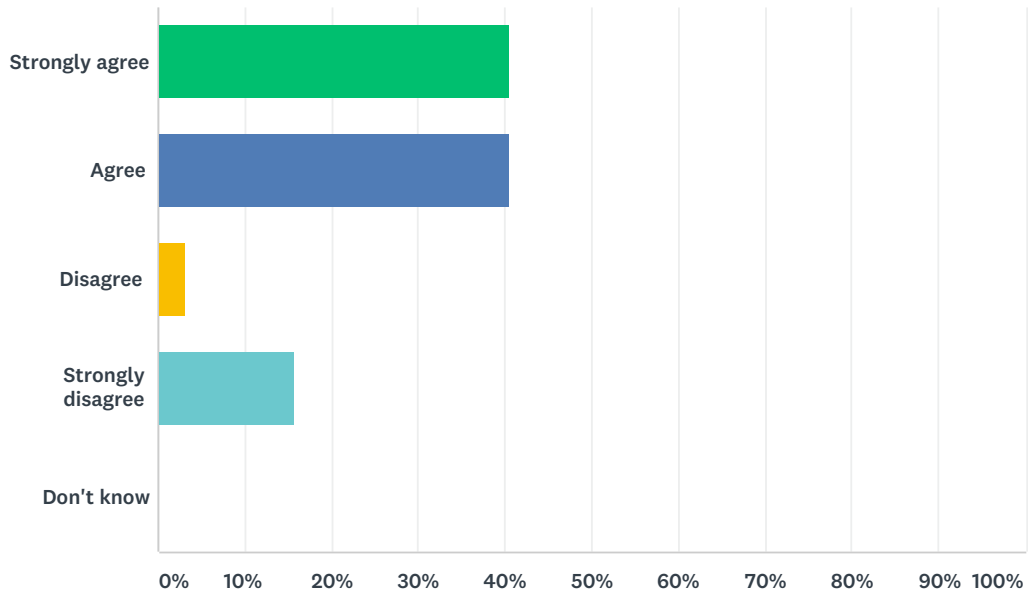
Answered: 33 Skipped: 2



ANSWER CHOICES	RESPONSES	
Strongly agree	15.15%	5
Agree	66.67%	22
Disagree	12.12%	4
Strongly disagree	3.03%	1
Don't know	3.03%	1
TOTAL		33

Q5 My child is demonstrating growth in literacy.

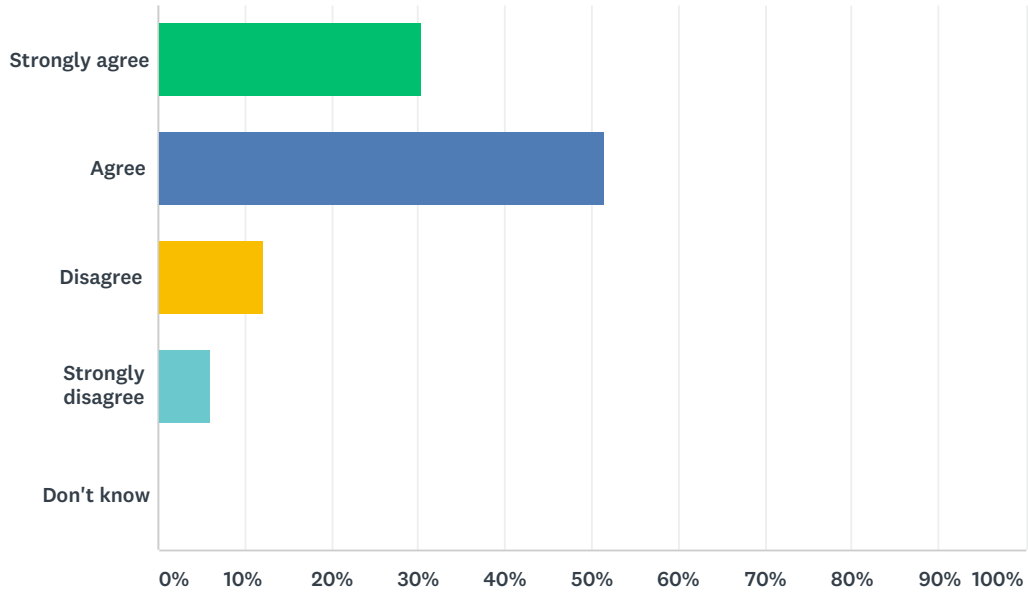
Answered: 32 Skipped: 3



ANSWER CHOICES	RESPONSES	
Strongly agree	40.63%	13
Agree	40.63%	13
Disagree	3.13%	1
Strongly disagree	15.63%	5
Don't know	0.00%	0
TOTAL		32

Q6 My child is demonstrating growth in numeracy.

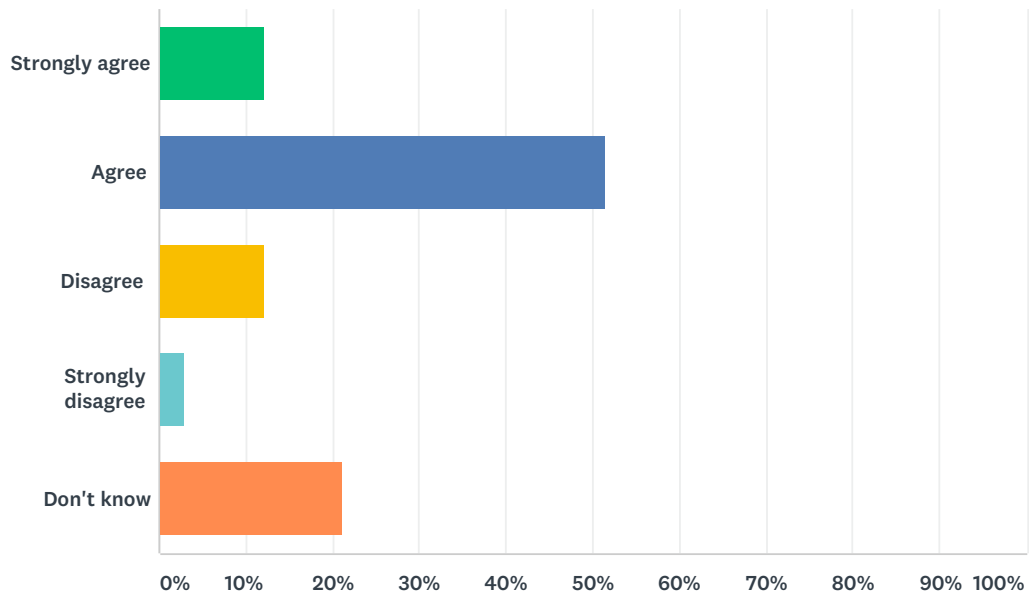
Answered: 33 Skipped: 2



ANSWER CHOICES	RESPONSES	
Strongly agree	30.30%	10
Agree	51.52%	17
Disagree	12.12%	4
Strongly disagree	6.06%	2
Don't know	0.00%	0
TOTAL		33

Q7 My child has an understanding of First Nations, Métis and Inuit culture and history.

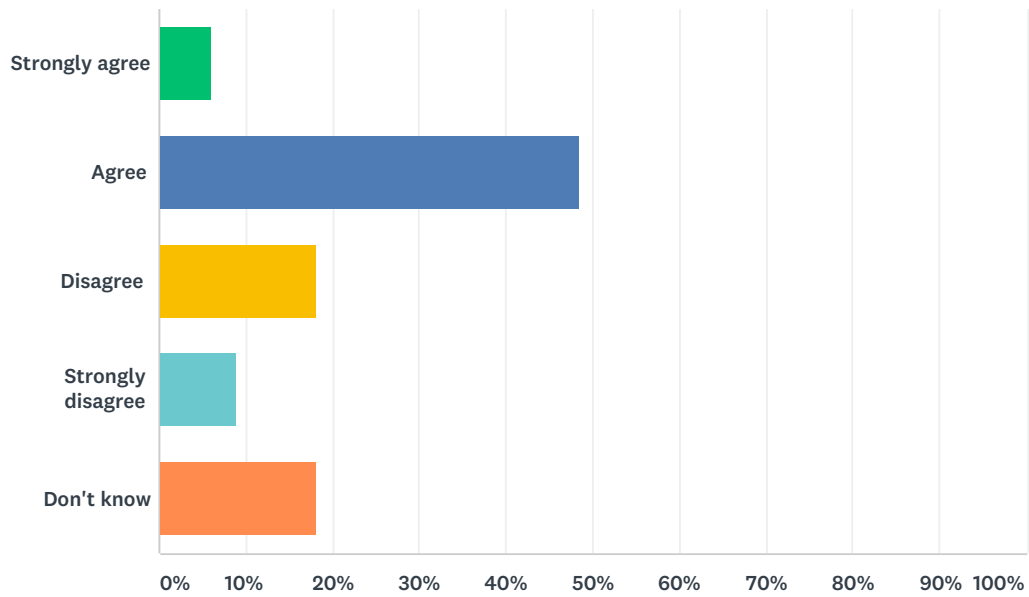
Answered: 33 Skipped: 2



ANSWER CHOICES	RESPONSES	
Strongly agree	12.12%	4
Agree	51.52%	17
Disagree	12.12%	4
Strongly disagree	3.03%	1
Don't know	21.21%	7
TOTAL		33

Q8 My child is being taught knowledge, skills and attitudes necessary to be successful in life.

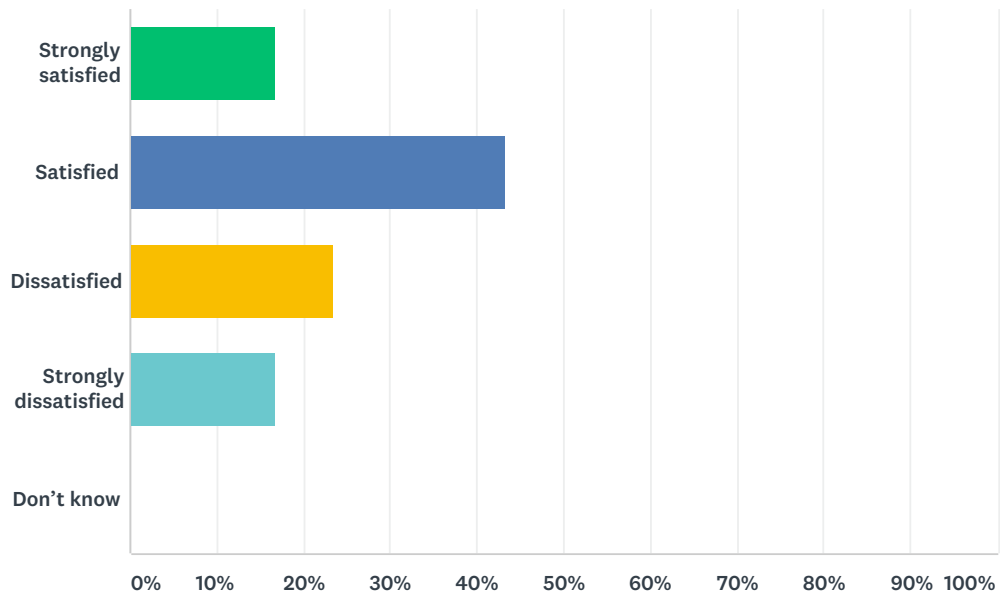
Answered: 33 Skipped: 2



ANSWER CHOICES	RESPONSES	
Strongly agree	6.06%	2
Agree	48.48%	16
Disagree	18.18%	6
Strongly disagree	9.09%	3
Don't know	18.18%	6
TOTAL		33

Q9 How satisfied are you with the quality of education your child is receiving at his or her school?

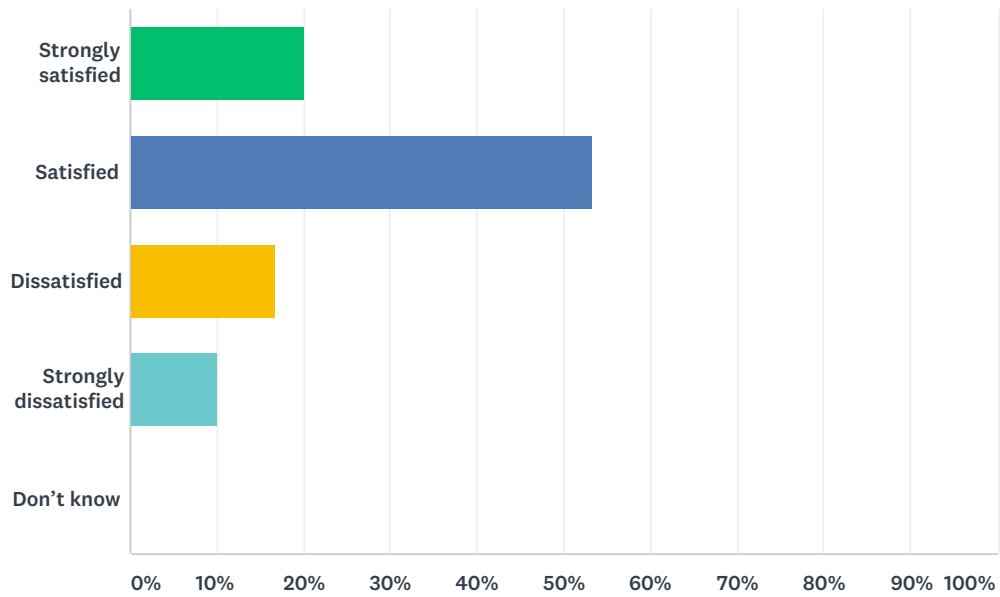
Answered: 30 Skipped: 5



ANSWER CHOICES	RESPONSES	
Strongly satisfied	16.67%	5
Satisfied	43.33%	13
Dissatisfied	23.33%	7
Strongly dissatisfied	16.67%	5
Don't know	0.00%	0
TOTAL		30

Q10 How satisfied are you with the quality of teaching at your child's school?

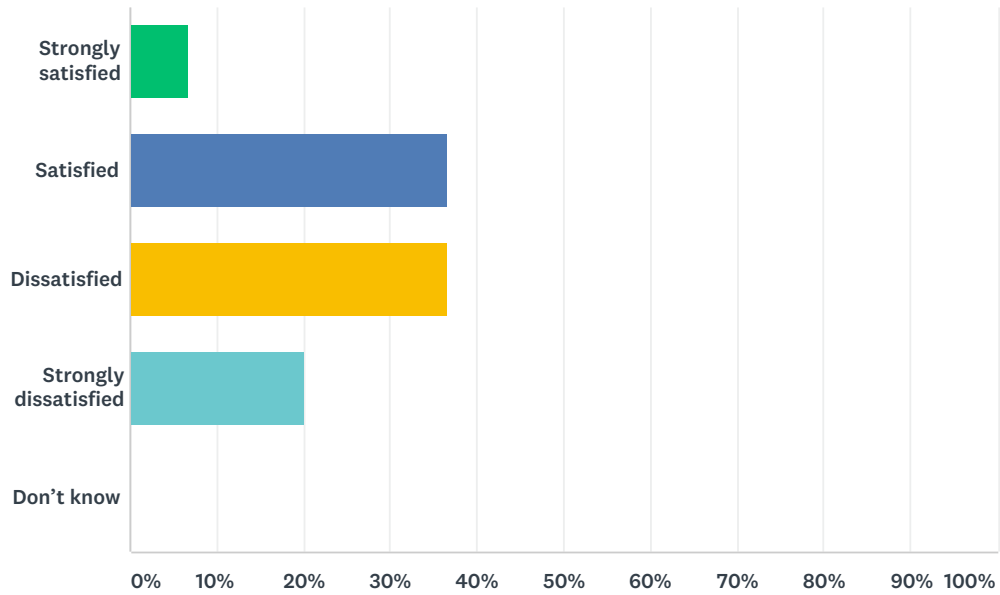
Answered: 30 Skipped: 5



ANSWER CHOICES	RESPONSES	
Strongly satisfied	20.00%	6
Satisfied	53.33%	16
Dissatisfied	16.67%	5
Strongly dissatisfied	10.00%	3
Don't know	0.00%	0
TOTAL		30

Q11 How satisfied are you with the leadership in your child's school?

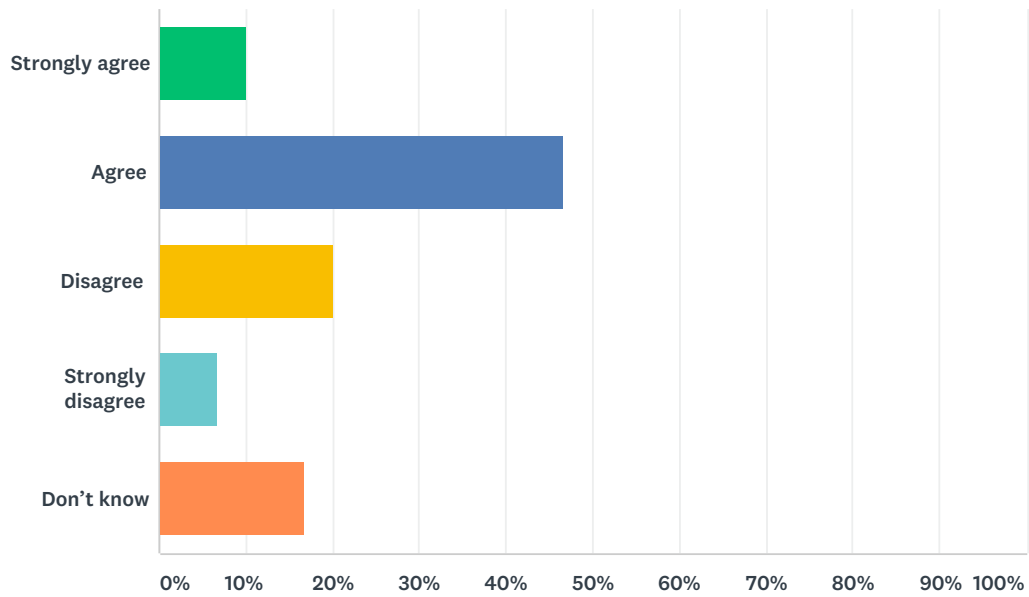
Answered: 30 Skipped: 5



ANSWER CHOICES	RESPONSES	
Strongly satisfied	6.67%	2
Satisfied	36.67%	11
Dissatisfied	36.67%	11
Strongly dissatisfied	20.00%	6
Don't know	0.00%	0
TOTAL		30

Q12 The rights and responsibilities of citizenship are reinforced in my child's school.

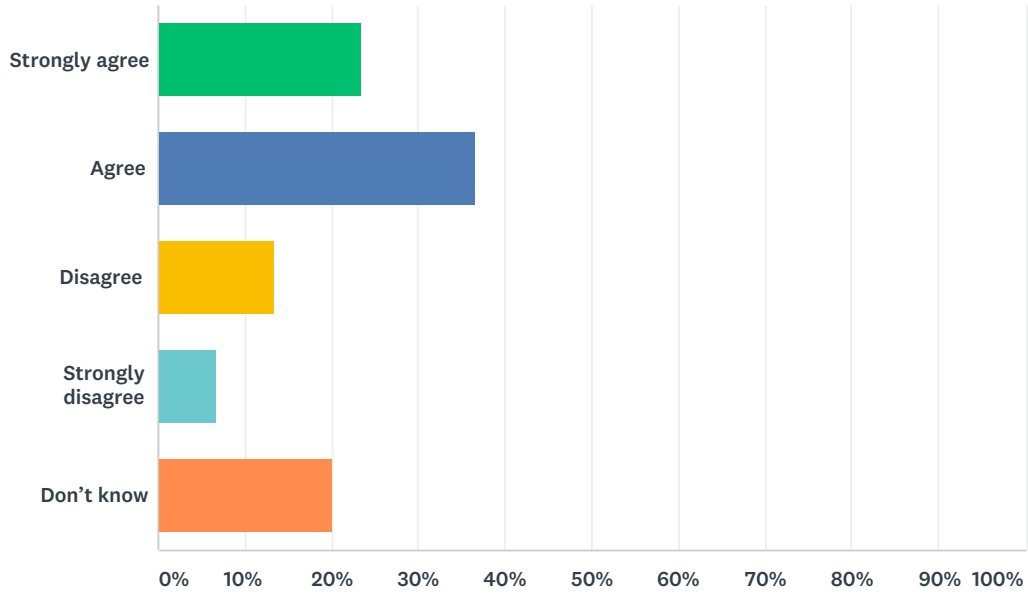
Answered: 30 Skipped: 5



ANSWER CHOICES	RESPONSES	
Strongly agree	10.00%	3
Agree	46.67%	14
Disagree	20.00%	6
Strongly disagree	6.67%	2
Don't know	16.67%	5
TOTAL		30

Q13 The school staff care about my child.

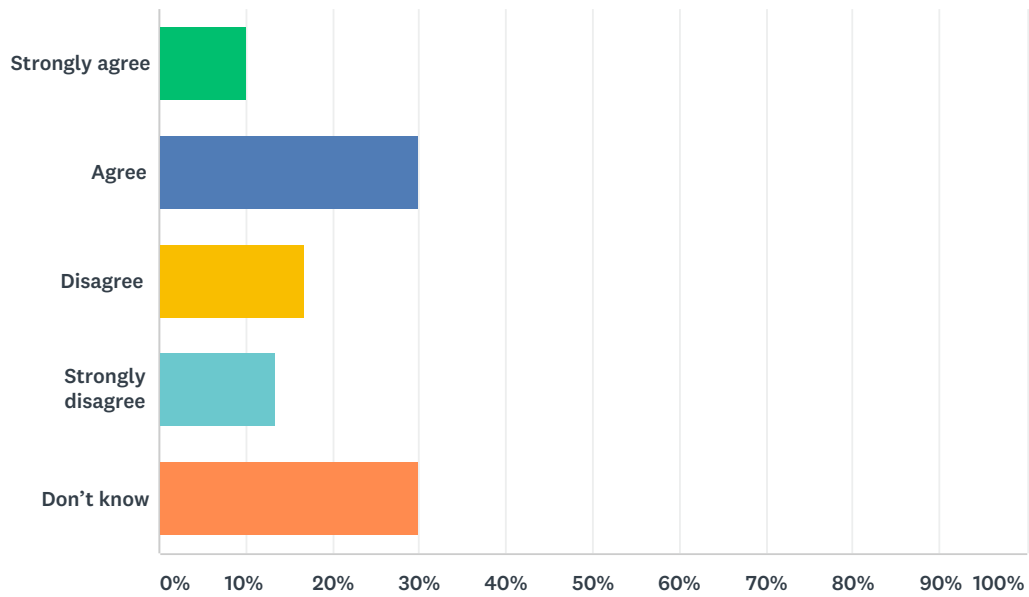
Answered: 30 Skipped: 5



ANSWER CHOICES	RESPONSES	
Strongly agree	23.33%	7
Agree	36.67%	11
Disagree	13.33%	4
Strongly disagree	6.67%	2
Don't know	20.00%	6
TOTAL		30

Q14 Discipline is handled in a fair and reasonable manner in my child's school.

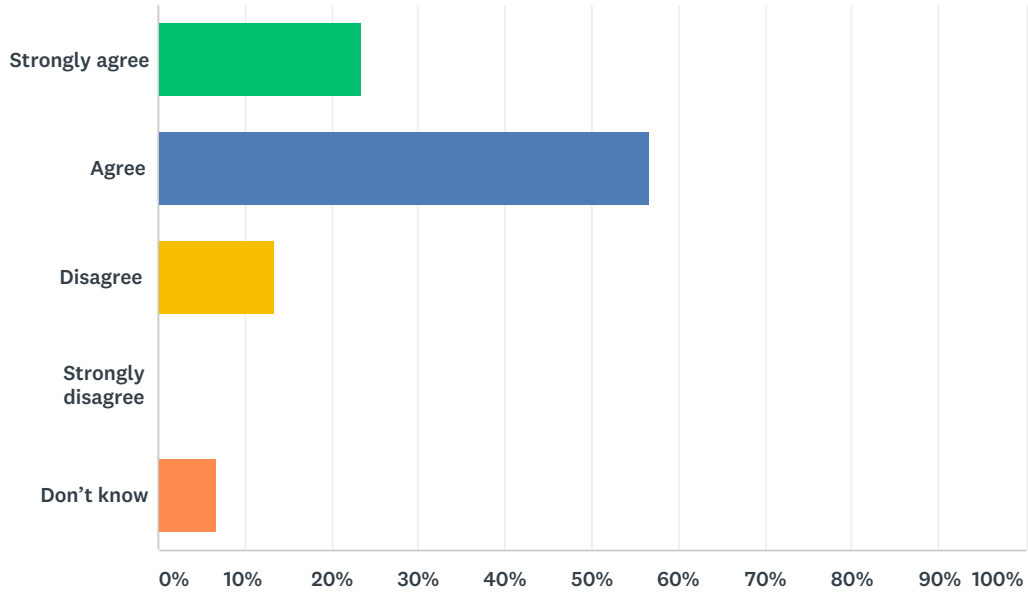
Answered: 30 Skipped: 5



ANSWER CHOICES	RESPONSES	
Strongly agree	10.00%	3
Agree	30.00%	9
Disagree	16.67%	5
Strongly disagree	13.33%	4
Don't know	30.00%	9
TOTAL		30

Q15 My child's school is safe.

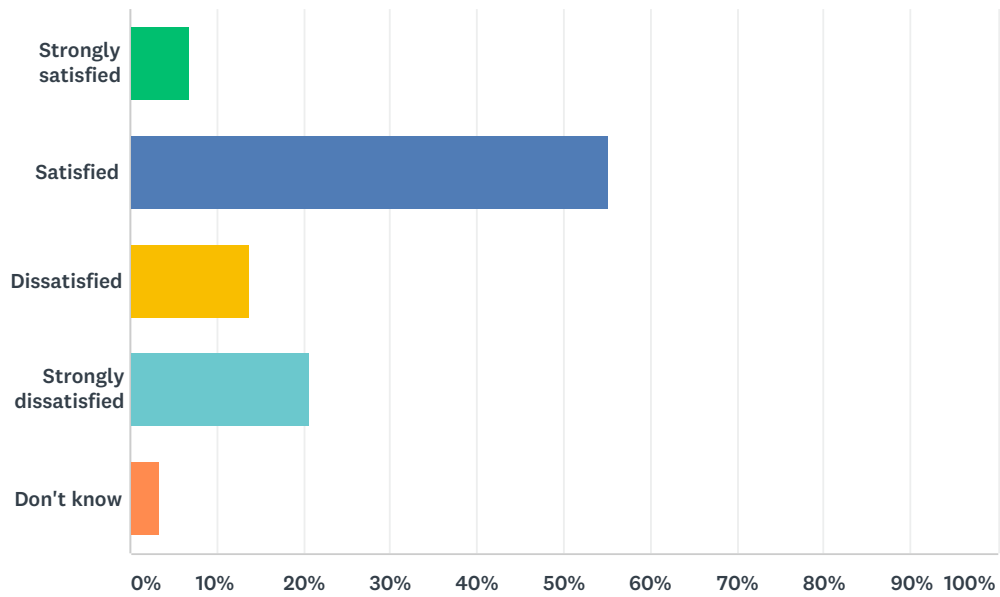
Answered: 30 Skipped: 5



ANSWER CHOICES	RESPONSES	
Strongly agree	23.33%	7
Agree	56.67%	17
Disagree	13.33%	4
Strongly disagree	0.00%	0
Don't know	6.67%	2
TOTAL		30

Q16 How satisfied are you with the resources available to support your child's learning?

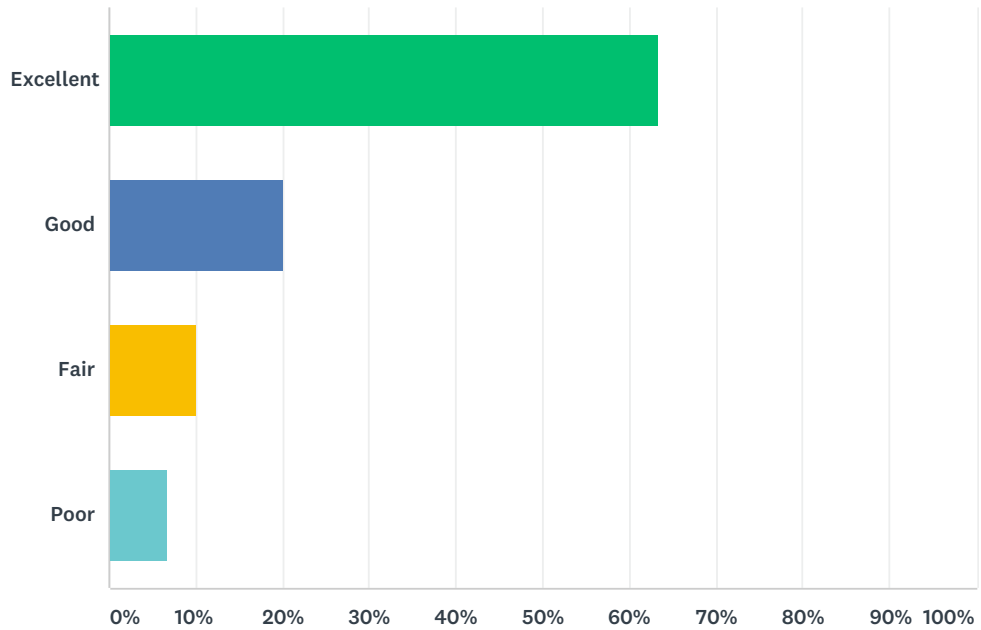
Answered: 29 Skipped: 6



ANSWER CHOICES	RESPONSES
Strongly satisfied	6.90% 2
Satisfied	55.17% 16
Dissatisfied	13.79% 4
Strongly dissatisfied	20.69% 6
Don't know	3.45% 1
TOTAL	29

Q17 How would you rate the physical condition of your child's school?

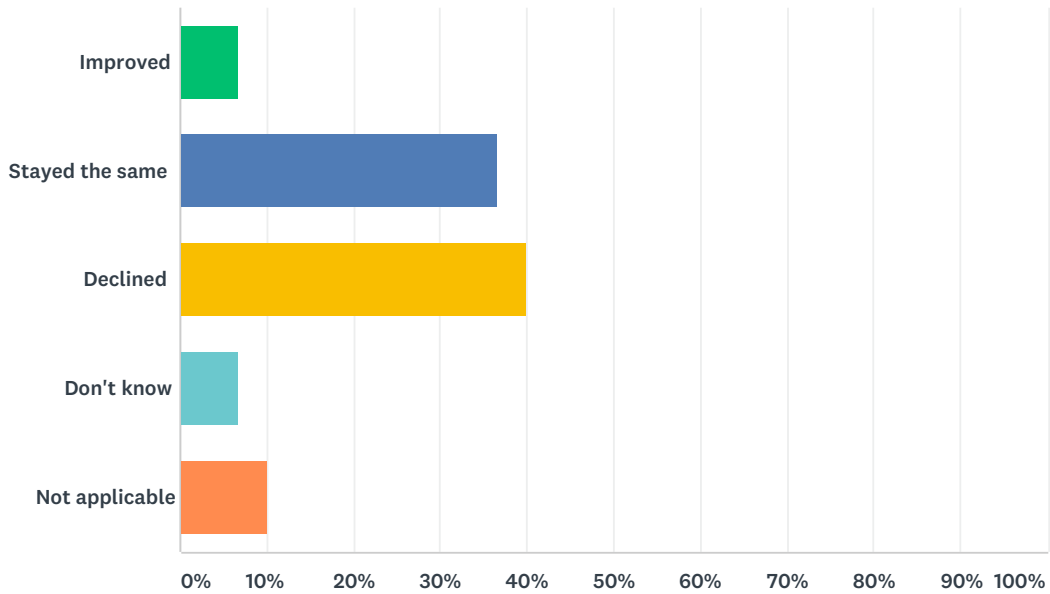
Answered: 30 Skipped: 5



ANSWER CHOICES	RESPONSES	
Excellent	63.33%	19
Good	20.00%	6
Fair	10.00%	3
Poor	6.67%	2
TOTAL		30

Q18 In your opinion, has the quality of education your child has experienced at school improved, stayed the same or declined in the past three years?

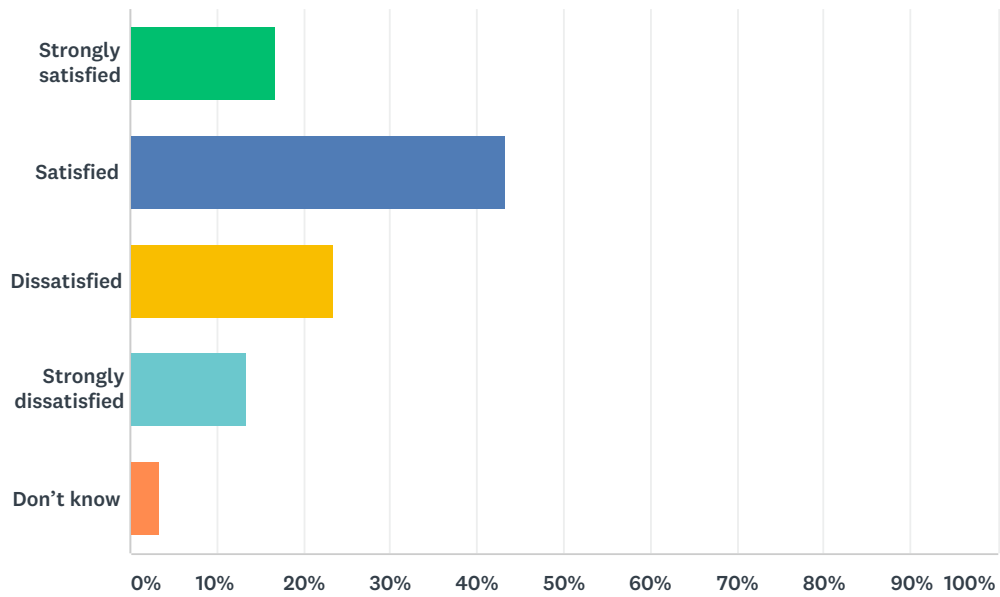
Answered: 30 Skipped: 5



ANSWER CHOICES	RESPONSES	
Improved	6.67%	2
Stayed the same	36.67%	11
Declined	40.00%	12
Don't know	6.67%	2
Not applicable	10.00%	3
TOTAL		30

Q19 How satisfied are you with the opportunity to be involved in decisions at your child's school?

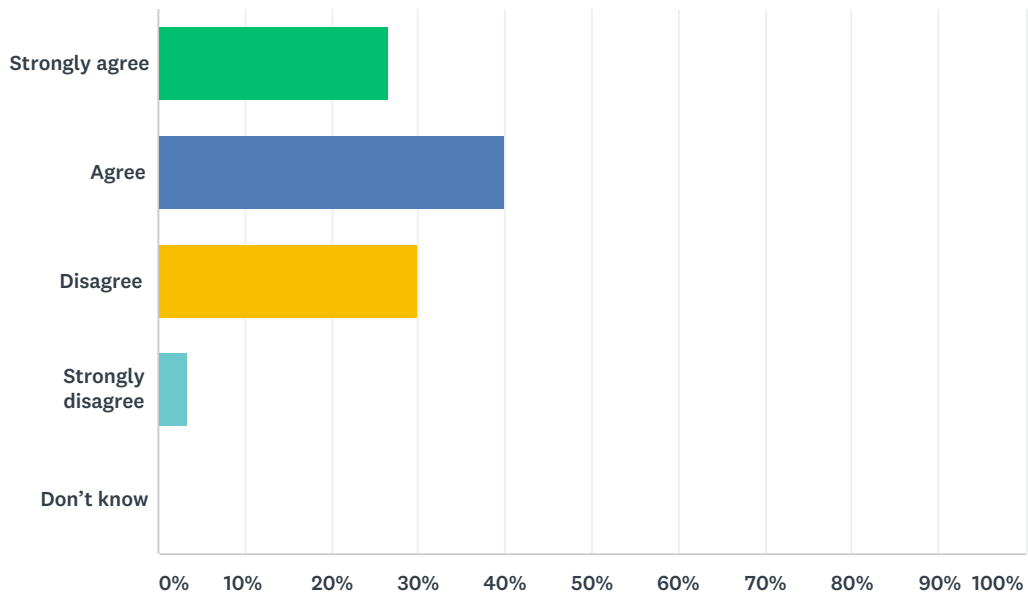
Answered: 30 Skipped: 5



ANSWER CHOICES	RESPONSES	
Strongly satisfied	16.67%	5
Satisfied	43.33%	13
Dissatisfied	23.33%	7
Strongly dissatisfied	13.33%	4
Don't know	3.33%	1
TOTAL		30

Q20 The school keeps me informed about my child's progress and achievement.

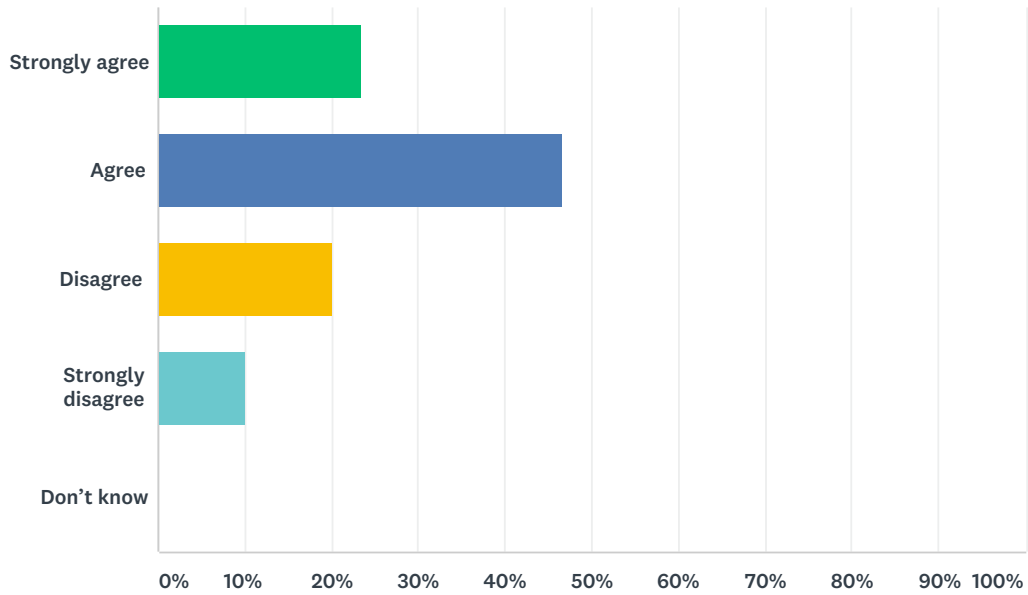
Answered: 30 Skipped: 5



ANSWER CHOICES	RESPONSES	
Strongly agree	26.67%	8
Agree	40.00%	12
Disagree	30.00%	9
Strongly disagree	3.33%	1
Don't know	0.00%	0
TOTAL		30

Q21 There is open and honest communication within my child's school.

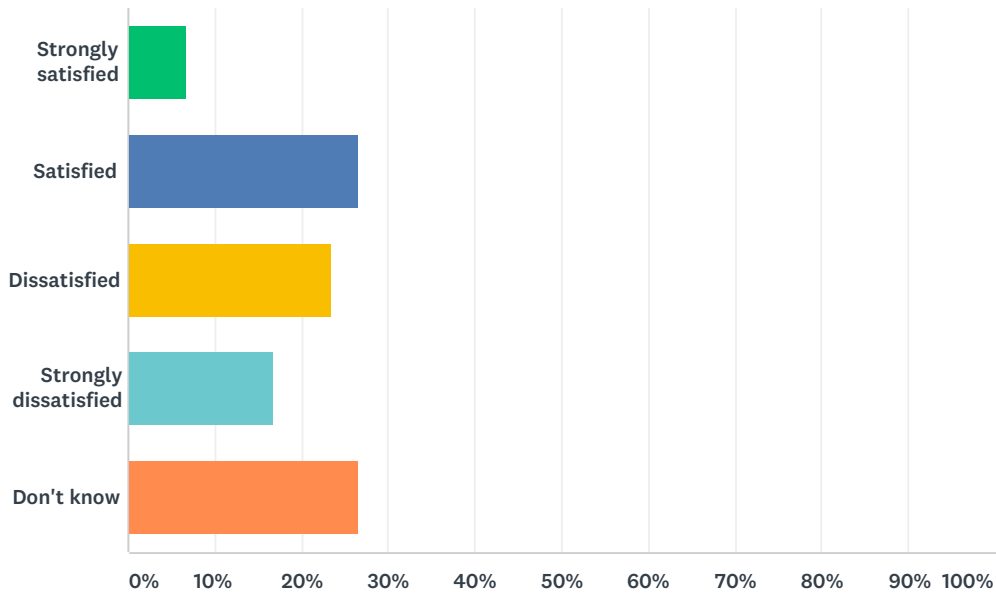
Answered: 30 Skipped: 5



ANSWER CHOICES	RESPONSES	
Strongly agree	23.33%	7
Agree	46.67%	14
Disagree	20.00%	6
Strongly disagree	10.00%	3
Don't know	0.00%	0
TOTAL		30

Q22 How satisfied are you with the community partnerships that may be established at your school? For example: Saffron, KEYS program, Green Certificate, lunch programs, after-school programs, RAP, Tools for School, Scratch Day, Entrepreneurial Adventure, scholarships/grants, etc.

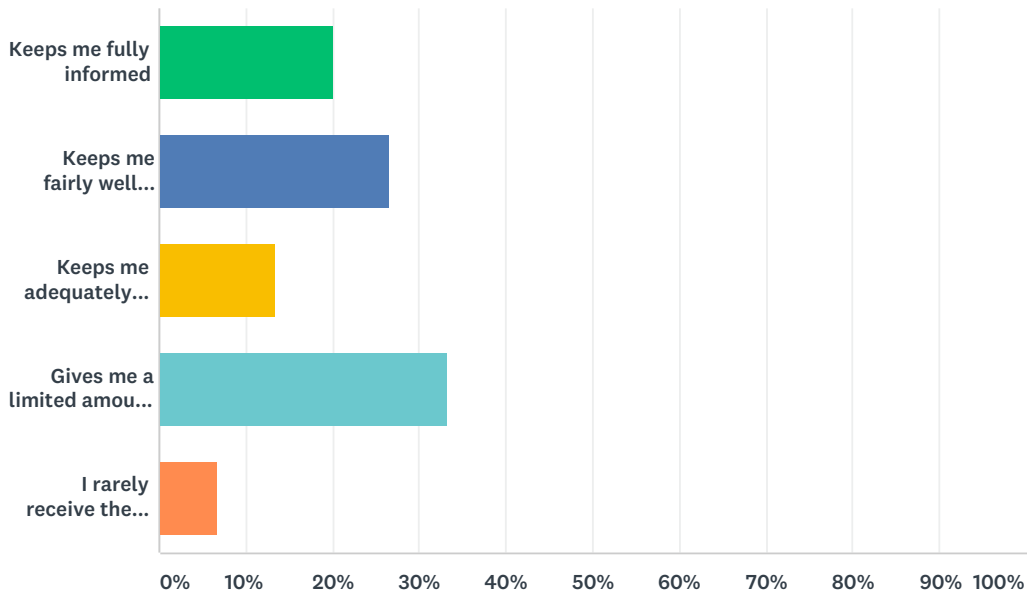
Answered: 30 Skipped: 5



ANSWER CHOICES	RESPONSES	
Strongly satisfied	6.67%	2
Satisfied	26.67%	8
Dissatisfied	23.33%	7
Strongly dissatisfied	16.67%	5
Don't know	26.67%	8
TOTAL		30

Q23 Elk Island Public Schools appreciates the opportunity to stay connected with parents about news, activities, programs and other matters of importance. What is your impression of the communication you receive from your child's school?

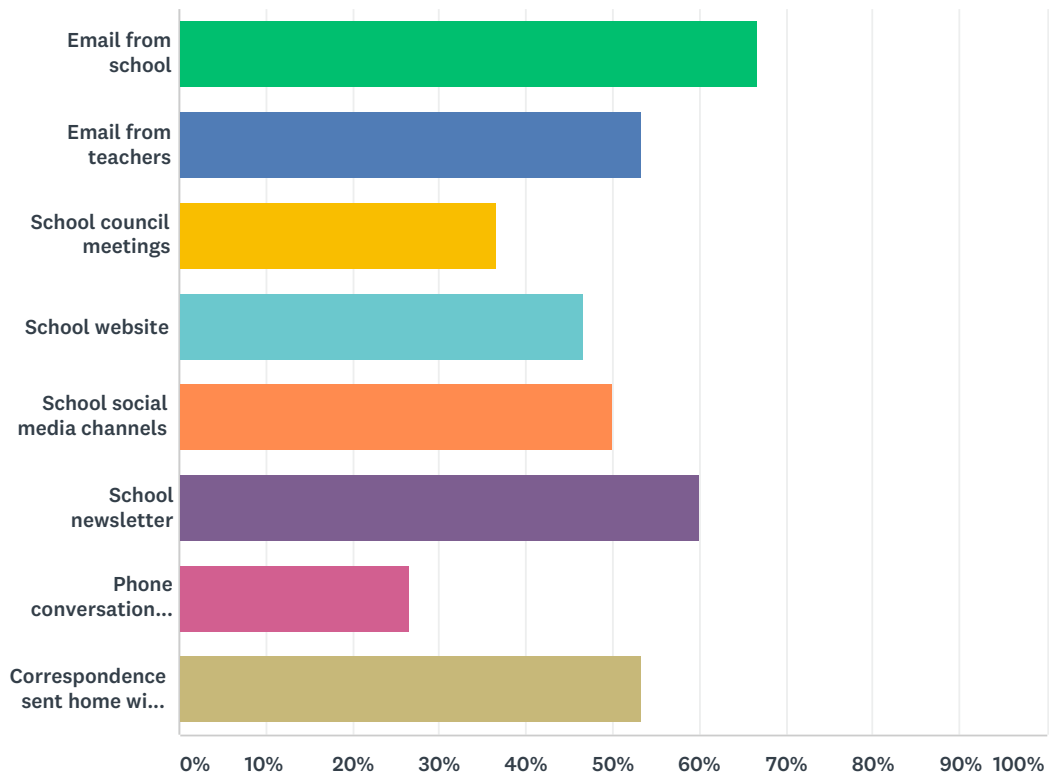
Answered: 30 Skipped: 5



ANSWER CHOICES	RESPONSES	
Keeps me fully informed	20.00%	6
Keeps me fairly well informed	26.67%	8
Keeps me adequately informed	13.33%	4
Gives me a limited amount of information	33.33%	10
I rarely receive the information I need	6.67%	2
TOTAL		30

Q24 Do you regularly make use of the following to keep up to date on school activities, programs, etc.? Check all that apply.

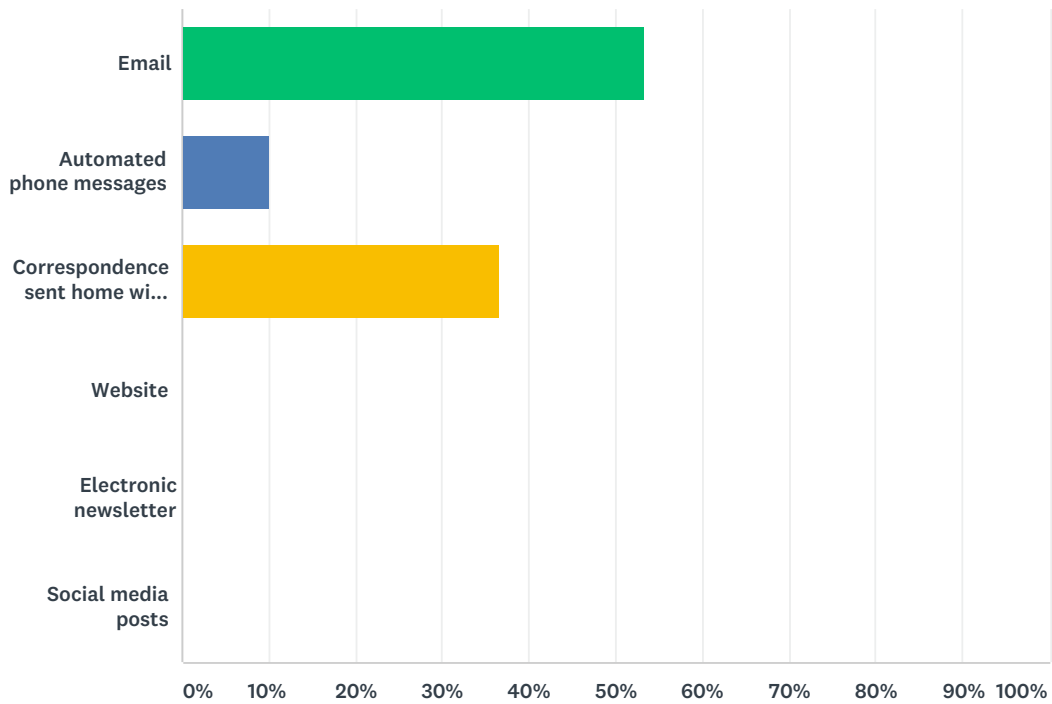
Answered: 30 Skipped: 5



ANSWER CHOICES	RESPONSES	
Email from school	66.67%	20
Email from teachers	53.33%	16
School council meetings	36.67%	11
School website	46.67%	14
School social media channels	50.00%	15
School newsletter	60.00%	18
Phone conversations with the school or teachers	26.67%	8
Correspondence sent home with your child	53.33%	16
Total Respondents: 30		

Q25 What is your most preferred method of communication from the school and Division?

Answered: 30 Skipped: 5

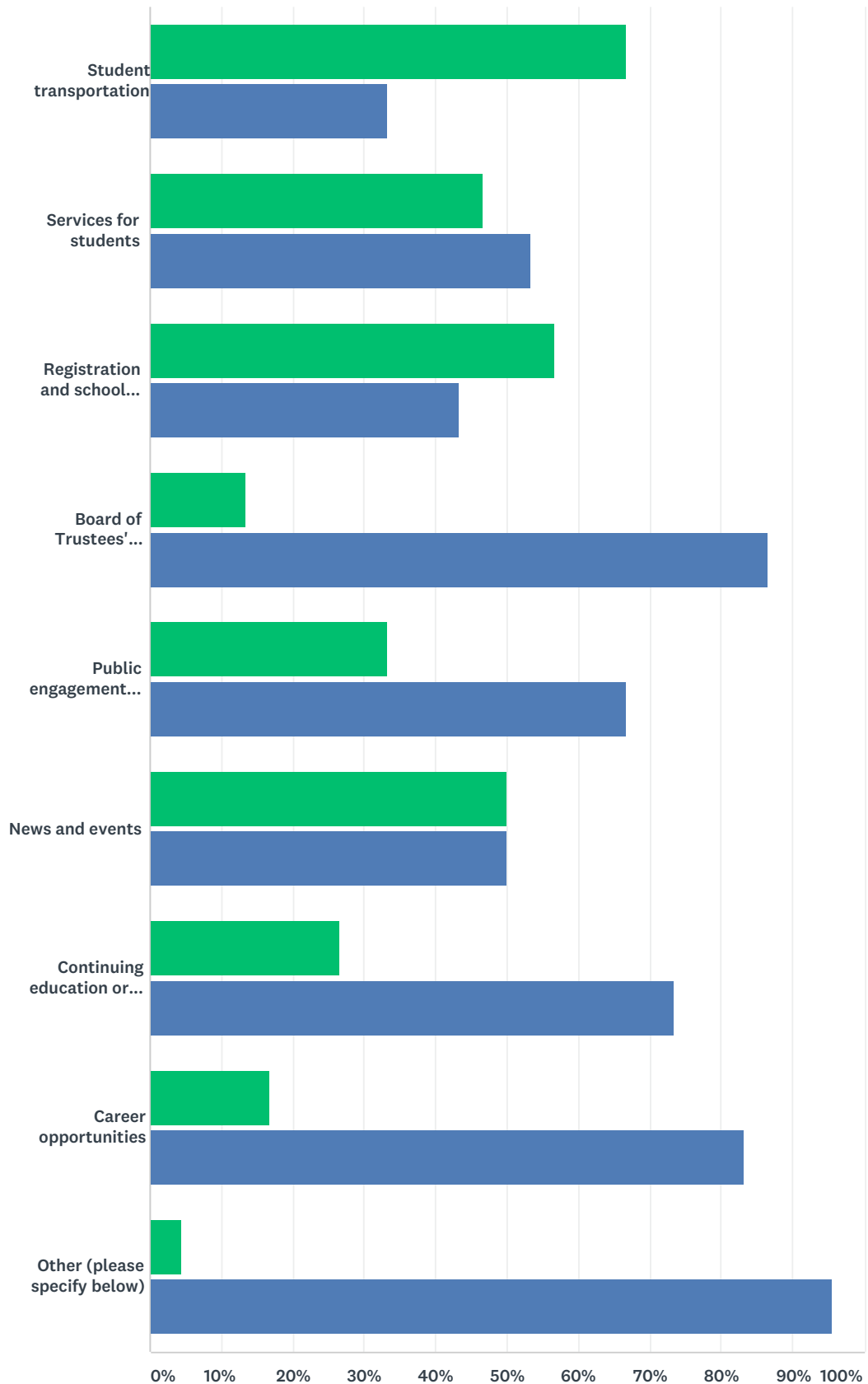


ANSWER CHOICES	RESPONSES	
Email	53.33%	16
Automated phone messages	10.00%	3
Correspondence sent home with your child	36.67%	11
Website	0.00%	0
Electronic newsletter	0.00%	0
Social media posts	0.00%	0
TOTAL		30

Q26 Do you visit the Division website (www.eips.ca) for information on:

Answered: 30 Skipped: 5

EIPS Parent Survey 2018-19



Yes No

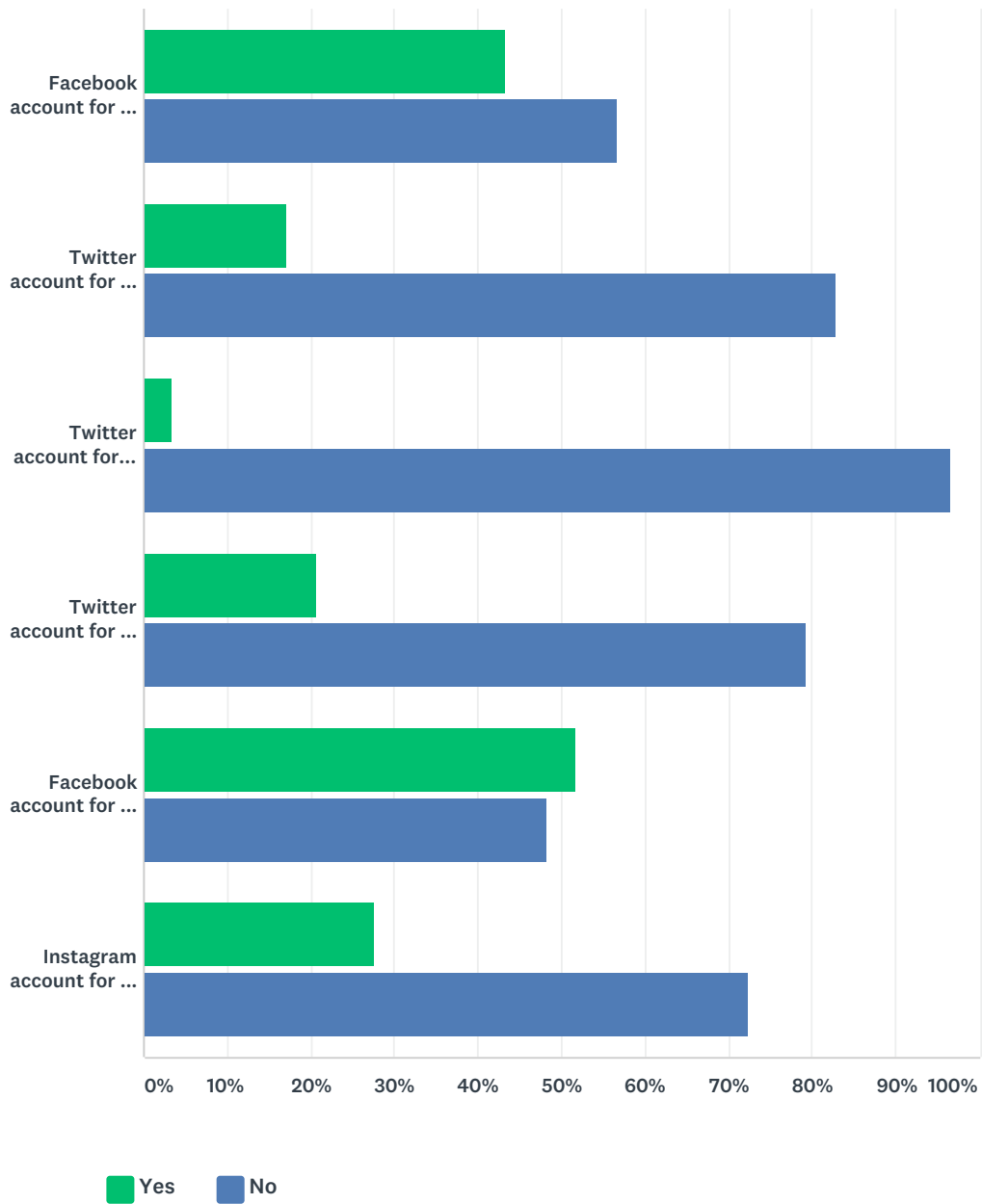
YES	NO	TOTAL	WEIGHTED AVERAGE
-----	----	-------	------------------

EIPS Parent Survey 2018-19

Student transportation	66.67% 20	33.33% 10	30	1.67
Services for students	46.67% 14	53.33% 16	30	1.47
Registration and school boundaries	56.67% 17	43.33% 13	30	1.57
Board of Trustees' meetings	13.33% 4	86.67% 26	30	1.13
Public engagement initiatives	33.33% 10	66.67% 20	30	1.33
News and events	50.00% 15	50.00% 15	30	1.50
Continuing education or summer courses	26.67% 8	73.33% 22	30	1.27
Career opportunities	16.67% 5	83.33% 25	30	1.17
Other (please specify below)	4.35% 1	95.65% 22	23	1.04

Q27 The Division and schools often share news and information on social media. Do you follow:

Answered: 30 Skipped: 5



	YES	NO	TOTAL	WEIGHTED AVERAGE
Facebook account for the Division (Facebook.com/ElkIslandPublicSchools)	43.33% 13	56.67% 17	30	1.43
Twitter account for the Division (@eips)	17.24% 5	82.76% 24	29	1.17
Twitter account for EIPS Student Transportation (@eipsST)	3.45% 1	96.55% 28	29	1.03
Twitter account for my child's school	20.69% 6	79.31% 23	29	1.21

EIPS Parent Survey 2018-19

Facebook account for my child's school, if applicable	51.72%	48.28%		
	15	14	29	1.52
<hr/>				
Instagram account for my child's school, if applicable	27.59%	72.41%		
	8	21	29	1.28