



Q1 What school does your child currently attend? For out-of-school learners, what is your child's home school?

Answered: 15 Skipped: 0



EIPS Parent Survey 2020-21



EIPS Parent Survey 2020-21

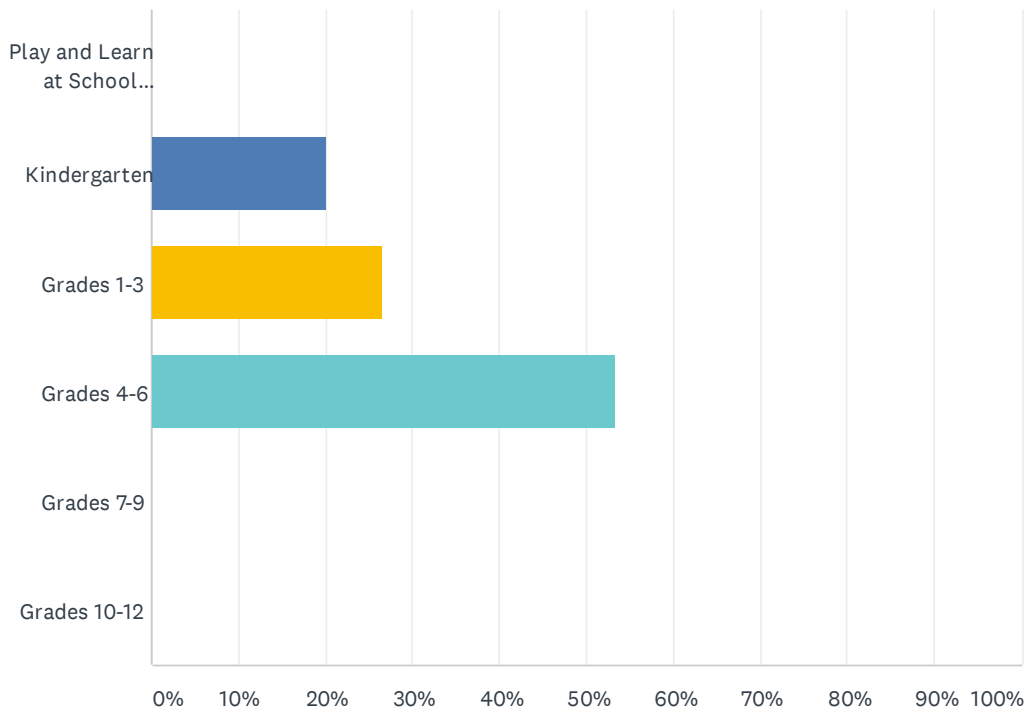
ANSWER CHOICES	RESPONSES	
A.L. Horton Elementary	0.00%	0
Andrew School	100.00%	15
Ardrossan Elementary	0.00%	0
Ardrossan Junior Senior High	0.00%	0
Bev Facey Community High	0.00%	0
Brentwood Elementary	0.00%	0
Bruderheim School	0.00%	0
Clover Bar Junior High	0.00%	0
Davidson Creek Elementary	0.00%	0
École Campbelltown	0.00%	0
École Parc Élémentaire	0.00%	0
F.R. Haythorne Junior High	0.00%	0
Fort Saskatchewan Christian	0.00%	0
Fort Saskatchewan Elementary	0.00%	0
Fort Saskatchewan High	0.00%	0
Fultonvale Elementary Junior High	0.00%	0
Glen Allan Elementary	0.00%	0
Heritage Hills Elementary	0.00%	0
James Mowat Elementary	0.00%	0
Lakeland Ridge	0.00%	0
Lamont Elementary	0.00%	0
Lamont High	0.00%	0
Mills Haven Elementary	0.00%	0
Mundare School	0.00%	0
Next Step/Outreach	0.00%	0
Pine Street Elementary	0.00%	0
Rudolph Hennig Junior High	0.00%	0
Salisbury Composite High	0.00%	0
Sherwood Heights Junior High	0.00%	0
SouthPointe School	0.00%	0
Strathcona Christian Academy Elementary	0.00%	0
Strathcona Christian Academy Secondary	0.00%	0
Uncas Elementary	0.00%	0

EIPS Parent Survey 2020-21

Vegreville Composite High	0.00%	0
Wes Hosford Elementary	0.00%	0
Westboro Elementary	0.00%	0
Win Ferguson Elementary	0.00%	0
Woodbridge Farms Elementary	0.00%	0
TOTAL		15

Q2 What grade is your child currently in?

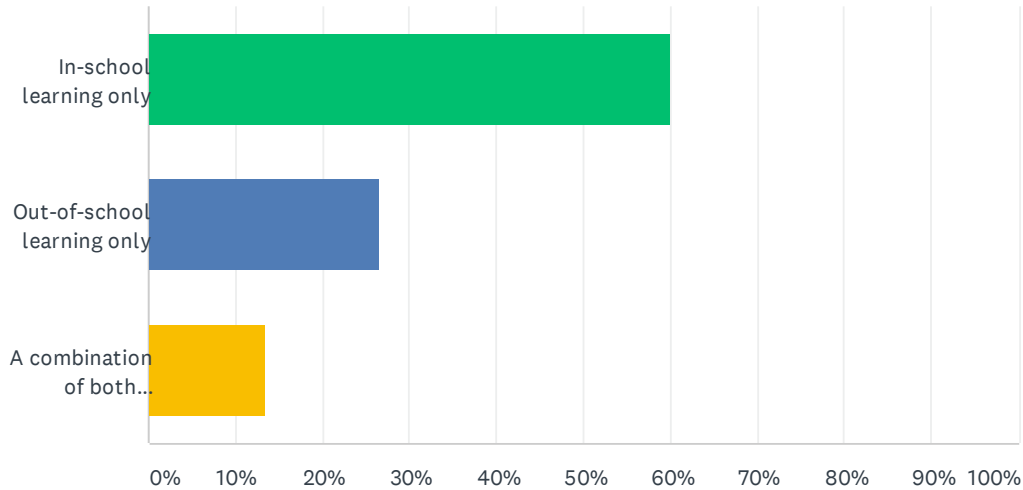
Answered: 15 Skipped: 0



ANSWER CHOICES	RESPONSES	
Play and Learn at School (PALS)	0.00%	0
Kindergarten	20.00%	3
Grades 1-3	26.67%	4
Grades 4-6	53.33%	8
Grades 7-9	0.00%	0
Grades 10-12	0.00%	0
TOTAL		15

Q3 A number of times this year, you could choose in-school or out-of-school learning for your child. What type of learning did you choose for you child this year?When answering this question, disregard the requirement to move to out-of-school learning when mandated by the Government of Alberta or if your child was required to temporarily self-isolate after being identified as a close contact of a confirmed case of COVID-19.

Answered: 15 Skipped: 0



ANSWER CHOICES	RESPONSES	
In-school learning only	60.00%	9
Out-of-school learning only	26.67%	4
A combination of both in-school and out-of-school learning	13.33%	2
TOTAL		15

Q4 As a result of being in the Play and Learn at School (PALS) program, my child's demonstrating growth in their development.

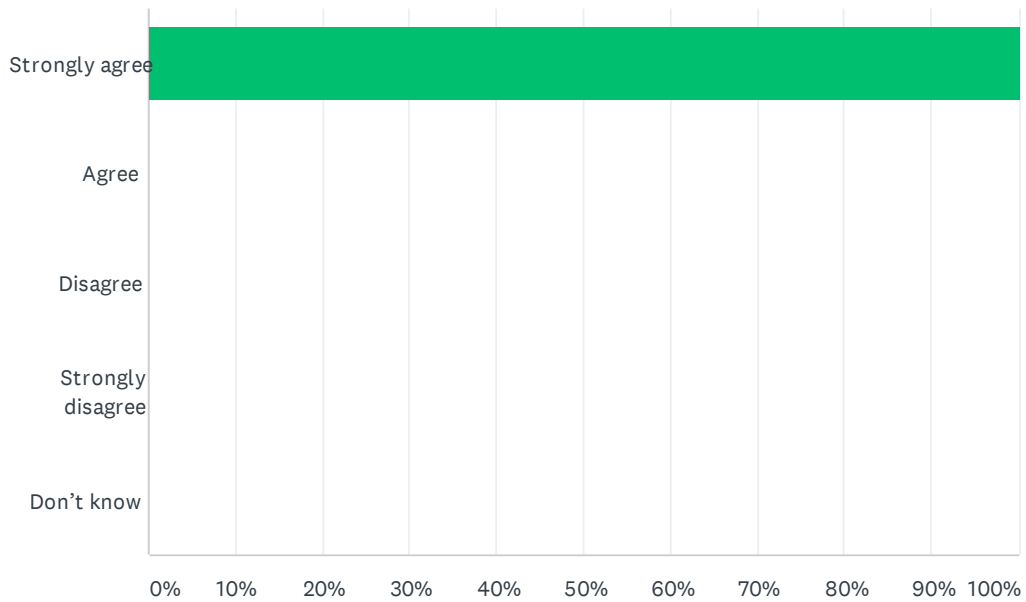
Answered: 0 Skipped: 15

 No matching responses.

ANSWER CHOICES	RESPONSES
Strongly agree	0.00% 0
Agree	0.00% 0
Disagree	0.00% 0
Strongly disagree	0.00% 0
Don't know	0.00% 0
TOTAL	0

Q5 As a result of being in the Kindergarten program, my child's becoming ready to enter Grade 1.

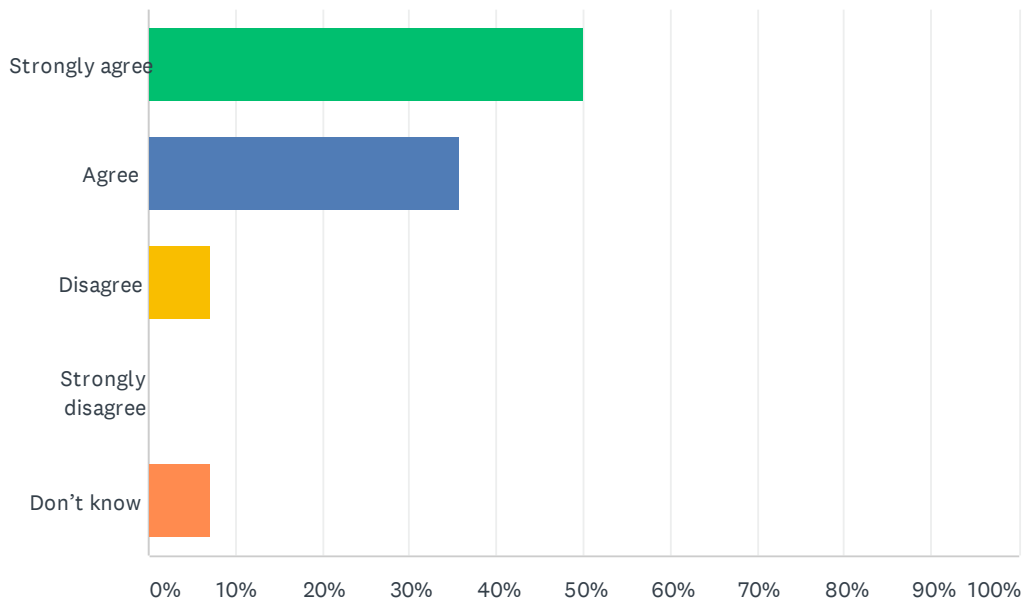
Answered: 3 Skipped: 12



ANSWER CHOICES	RESPONSES	
Strongly agree	100.00%	3
Agree	0.00%	0
Disagree	0.00%	0
Strongly disagree	0.00%	0
Don't know	0.00%	0
TOTAL		3

Q6 My child's individual needs are met.

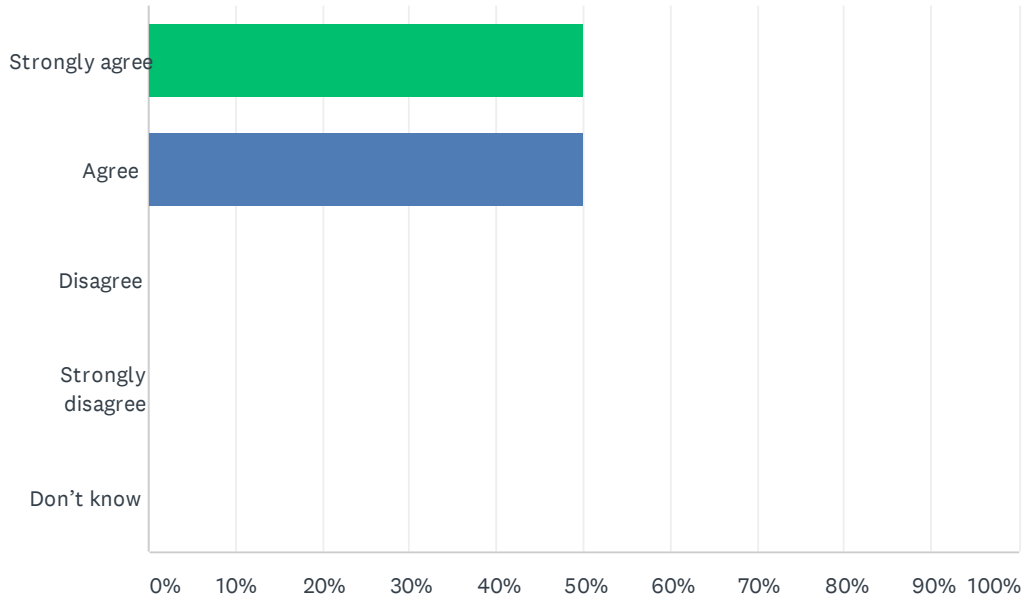
Answered: 14 Skipped: 1



ANSWER CHOICES	RESPONSES	
Strongly agree	50.00%	7
Agree	35.71%	5
Disagree	7.14%	1
Strongly disagree	0.00%	0
Don't know	7.14%	1
TOTAL		14

Q7 My child's encouraged to do their best.

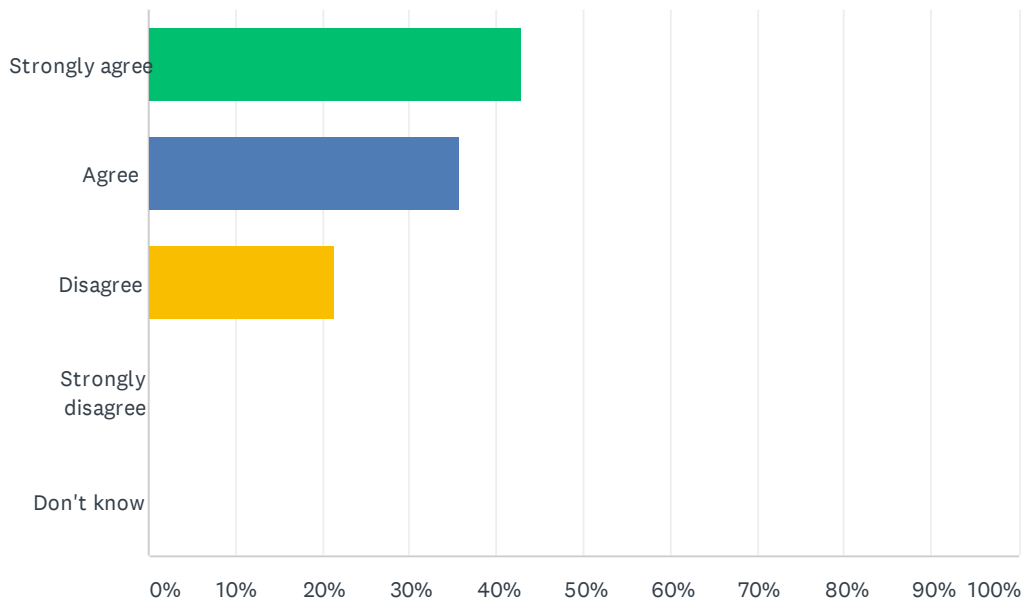
Answered: 14 Skipped: 1



ANSWER CHOICES	RESPONSES	
Strongly agree	50.00%	7
Agree	50.00%	7
Disagree	0.00%	0
Strongly disagree	0.00%	0
Don't know	0.00%	0
TOTAL		14

Q8 My child's demonstrating growth in literacy.

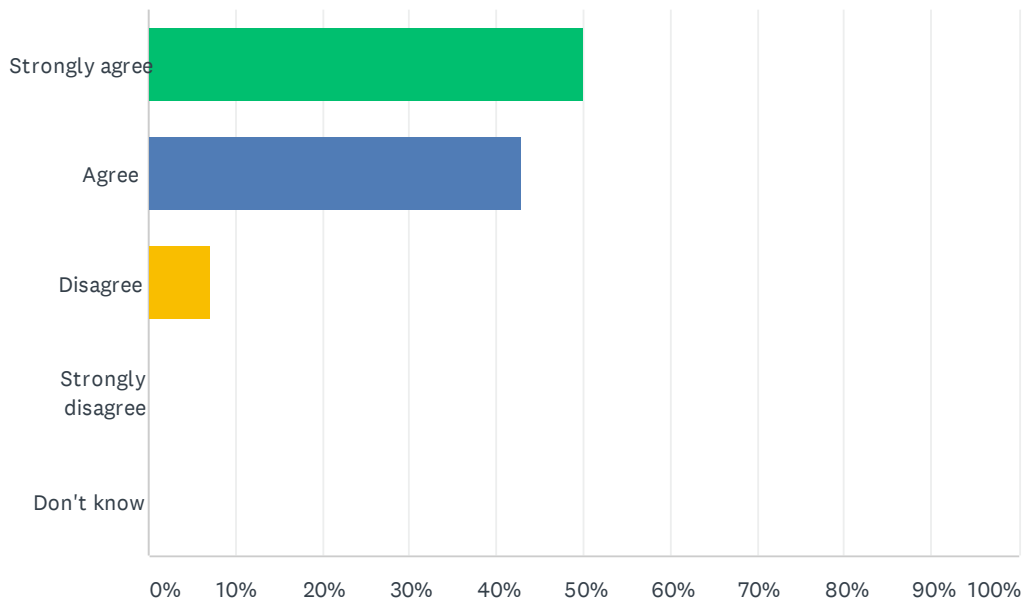
Answered: 14 Skipped: 1



ANSWER CHOICES	RESPONSES	
Strongly agree	42.86%	6
Agree	35.71%	5
Disagree	21.43%	3
Strongly disagree	0.00%	0
Don't know	0.00%	0
TOTAL		14

Q9 My child's demonstrating growth in numeracy.

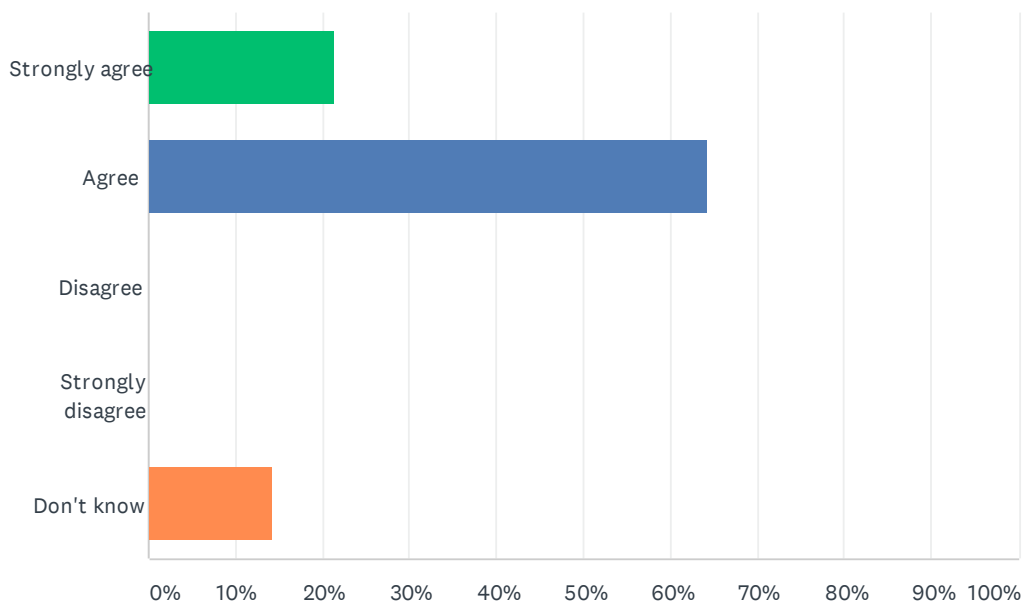
Answered: 14 Skipped: 1



ANSWER CHOICES	RESPONSES	
Strongly agree	50.00%	7
Agree	42.86%	6
Disagree	7.14%	1
Strongly disagree	0.00%	0
Don't know	0.00%	0
TOTAL		14

Q10 My child has an understanding of First Nations, Métis and Inuit culture and history.

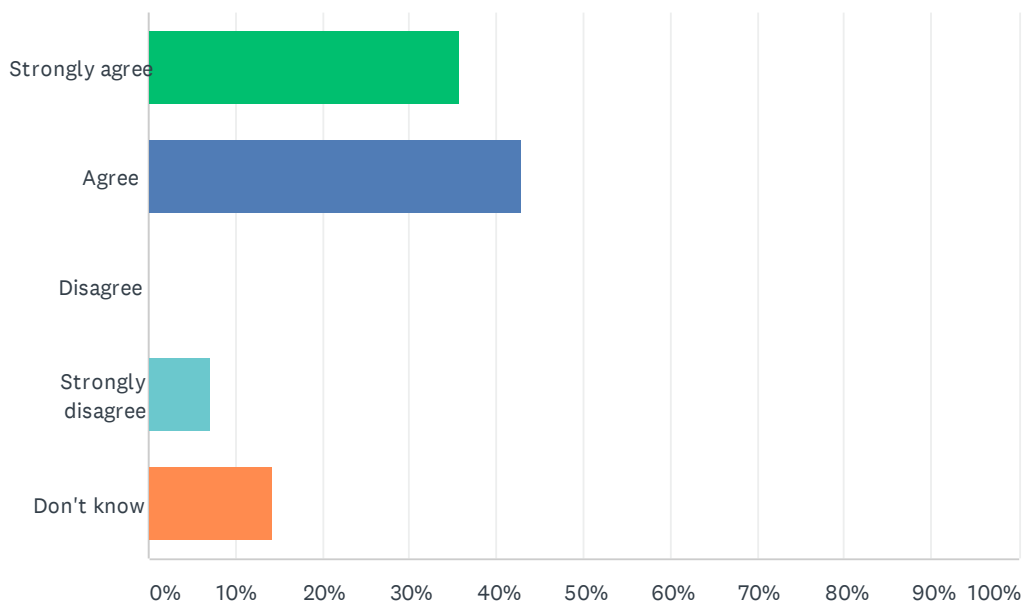
Answered: 14 Skipped: 1



ANSWER CHOICES	RESPONSES	
Strongly agree	21.43%	3
Agree	64.29%	9
Disagree	0.00%	0
Strongly disagree	0.00%	0
Don't know	14.29%	2
TOTAL		14

Q11 My child's learning the knowledge, skills and attitudes necessary to be successful in life.

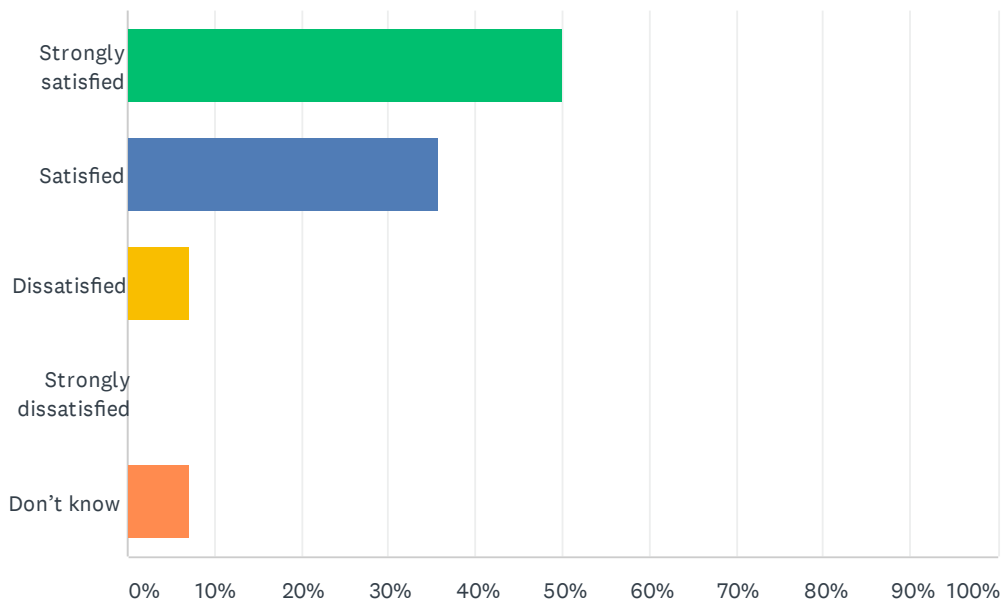
Answered: 14 Skipped: 1



ANSWER CHOICES	RESPONSES	
Strongly agree	35.71%	5
Agree	42.86%	6
Disagree	0.00%	0
Strongly disagree	7.14%	1
Don't know	14.29%	2
TOTAL		14

Q12 How satisfied are you with the quality of education your child's receiving at school?

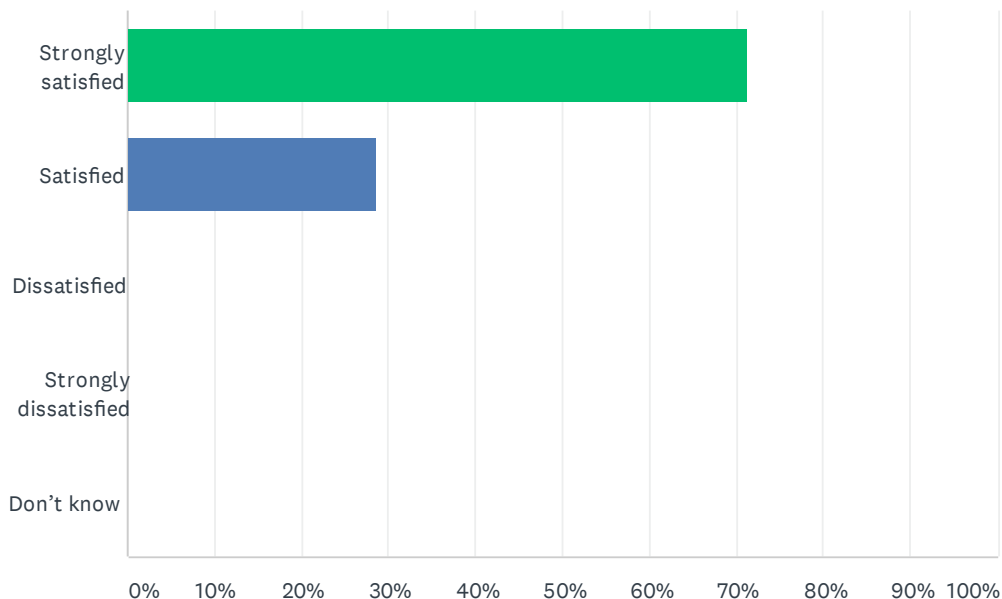
Answered: 14 Skipped: 1



ANSWER CHOICES	RESPONSES	
Strongly satisfied	50.00%	7
Satisfied	35.71%	5
Dissatisfied	7.14%	1
Strongly dissatisfied	0.00%	0
Don't know	7.14%	1
TOTAL		14

Q13 How satisfied are you with the quality of teaching at your child's school?

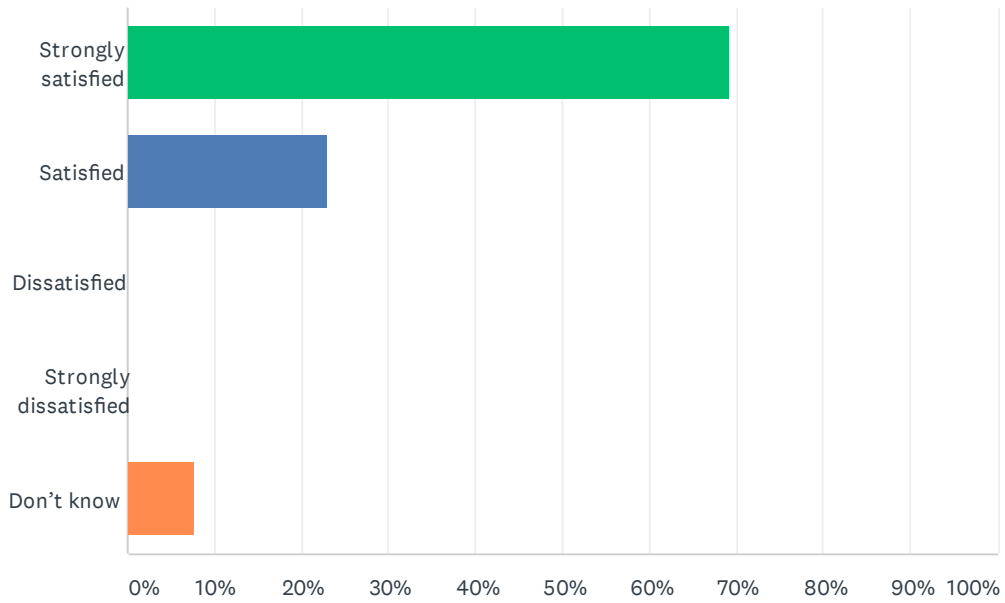
Answered: 14 Skipped: 1



ANSWER CHOICES	RESPONSES	
Strongly satisfied	71.43%	10
Satisfied	28.57%	4
Dissatisfied	0.00%	0
Strongly dissatisfied	0.00%	0
Don't know	0.00%	0
TOTAL		14

Q14 How satisfied are you with the leadership at your child's school?

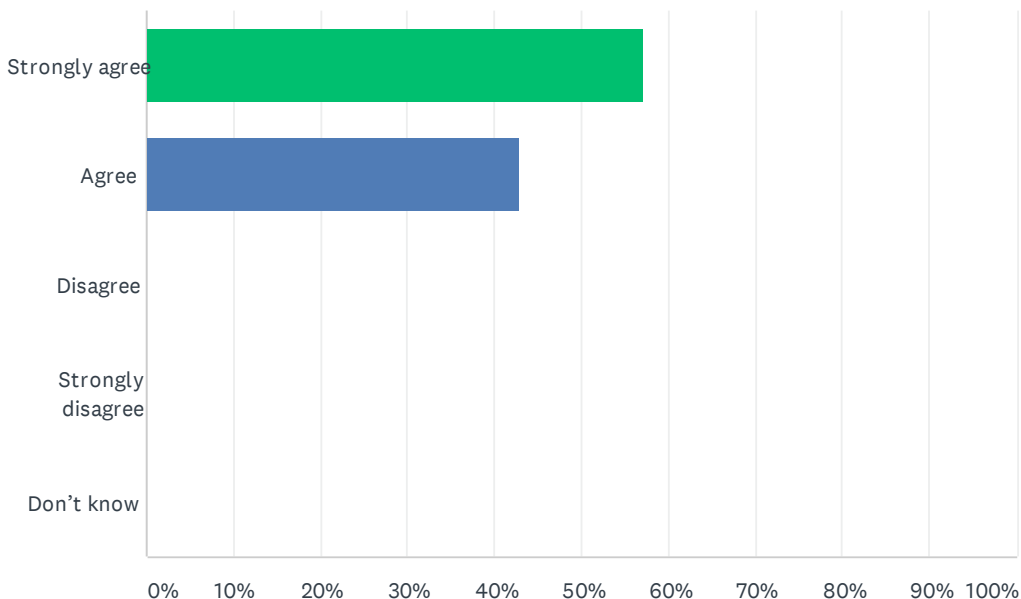
Answered: 13 Skipped: 2



ANSWER CHOICES	RESPONSES	
Strongly satisfied	69.23%	9
Satisfied	23.08%	3
Dissatisfied	0.00%	0
Strongly dissatisfied	0.00%	0
Don't know	7.69%	1
TOTAL		13

Q15 My child’s school encourages my child to be a responsible, respectful and engaged citizen.

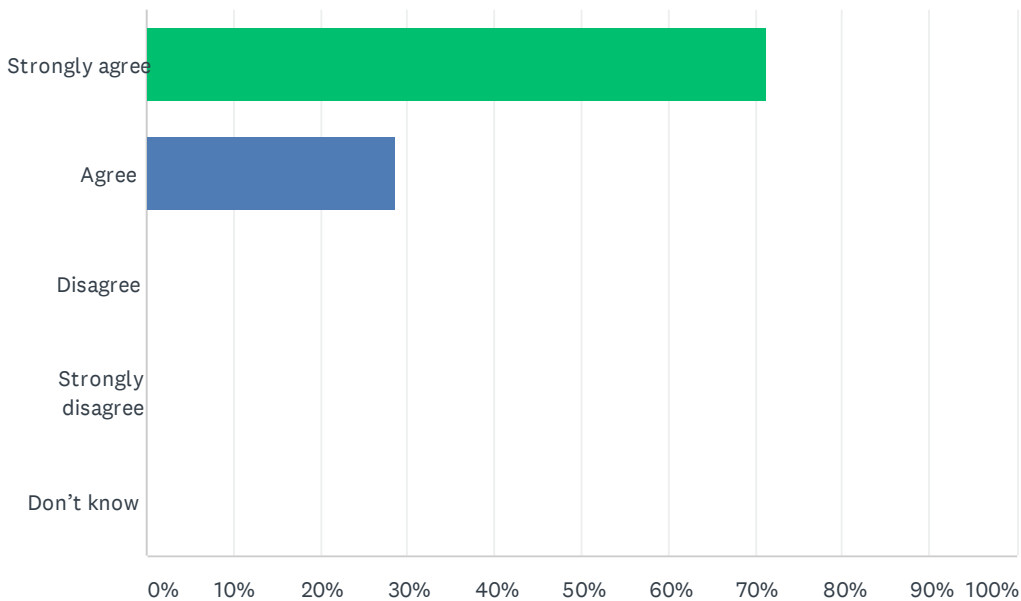
Answered: 14 Skipped: 1



ANSWER CHOICES	RESPONSES	
Strongly agree	57.14%	8
Agree	42.86%	6
Disagree	0.00%	0
Strongly disagree	0.00%	0
Don't know	0.00%	0
TOTAL		14

Q16 School staff care about my child.

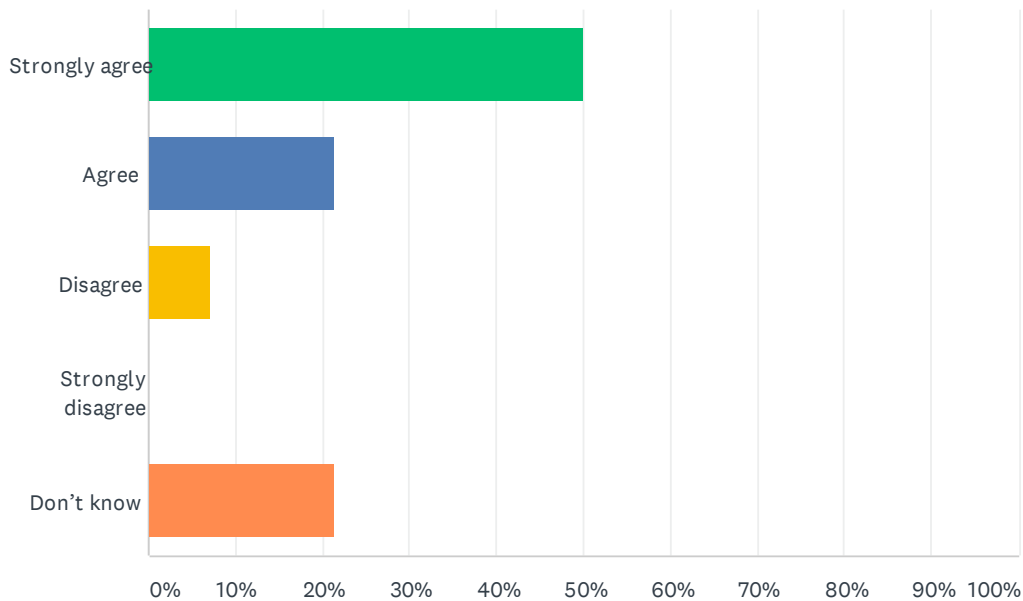
Answered: 14 Skipped: 1



ANSWER CHOICES	RESPONSES	
Strongly agree	71.43%	10
Agree	28.57%	4
Disagree	0.00%	0
Strongly disagree	0.00%	0
Don't know	0.00%	0
TOTAL		14

Q17 My child's school handles discipline fairly and reasonably.

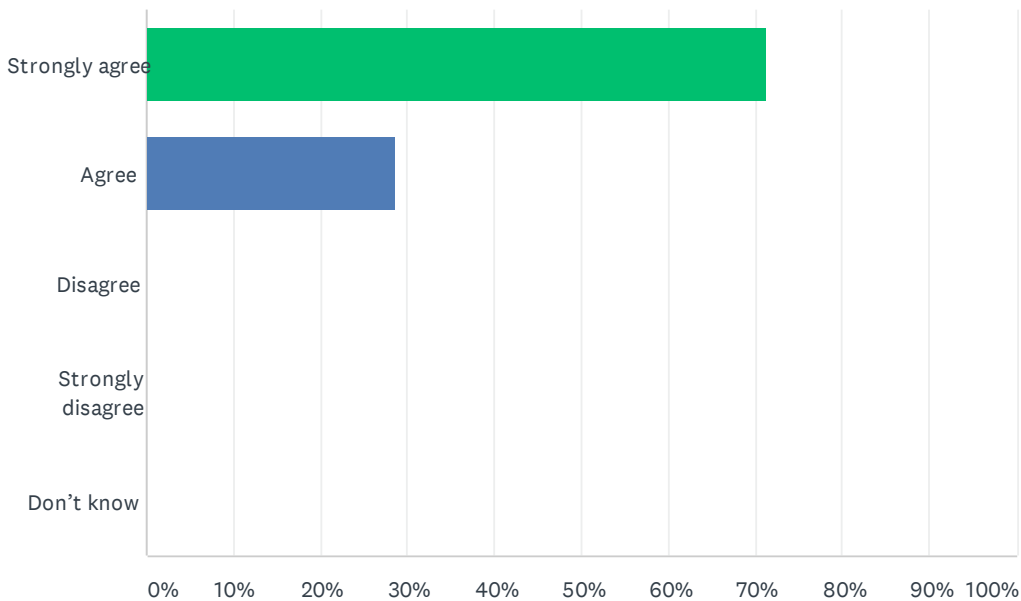
Answered: 14 Skipped: 1



ANSWER CHOICES	RESPONSES	
Strongly agree	50.00%	7
Agree	21.43%	3
Disagree	7.14%	1
Strongly disagree	0.00%	0
Don't know	21.43%	3
TOTAL		14

Q18 My child's school is safe.

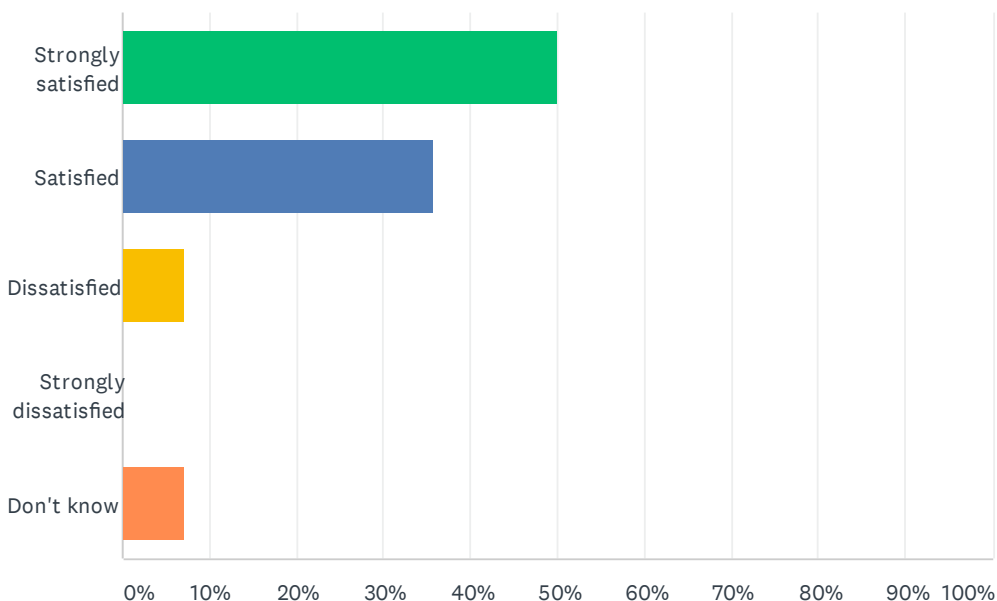
Answered: 14 Skipped: 1



ANSWER CHOICES	RESPONSES	
Strongly agree	71.43%	10
Agree	28.57%	4
Disagree	0.00%	0
Strongly disagree	0.00%	0
Don't know	0.00%	0
TOTAL		14

Q19 How satisfied are you with the resources available to support your child's learning?

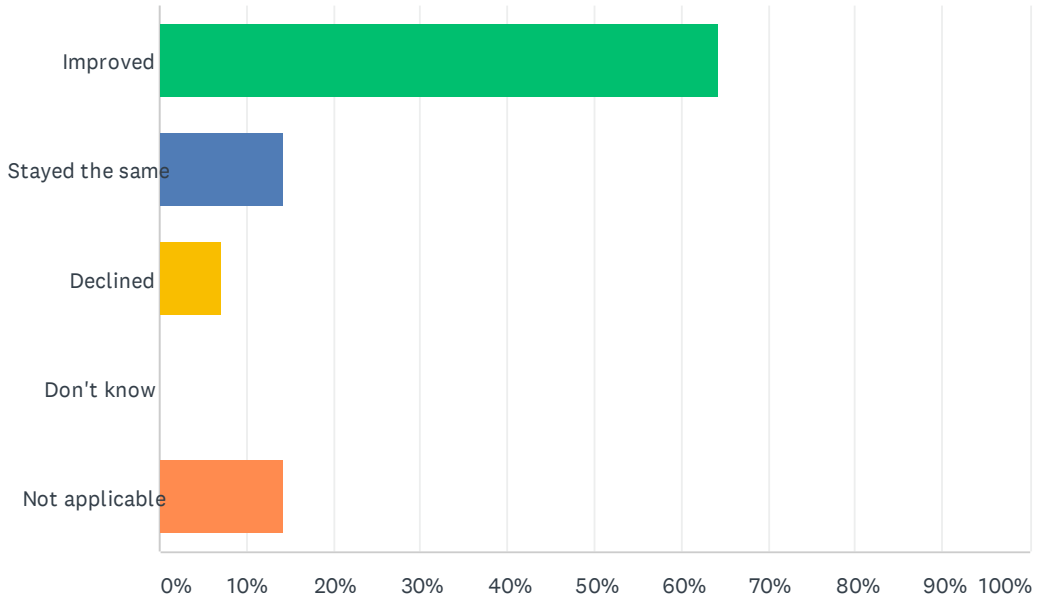
Answered: 14 Skipped: 1



ANSWER CHOICES	RESPONSES	
Strongly satisfied	50.00%	7
Satisfied	35.71%	5
Dissatisfied	7.14%	1
Strongly dissatisfied	0.00%	0
Don't know	7.14%	1
TOTAL		14

Q20 In your opinion, has the quality of education your child experienced improved, stayed the same or declined in the past three years?

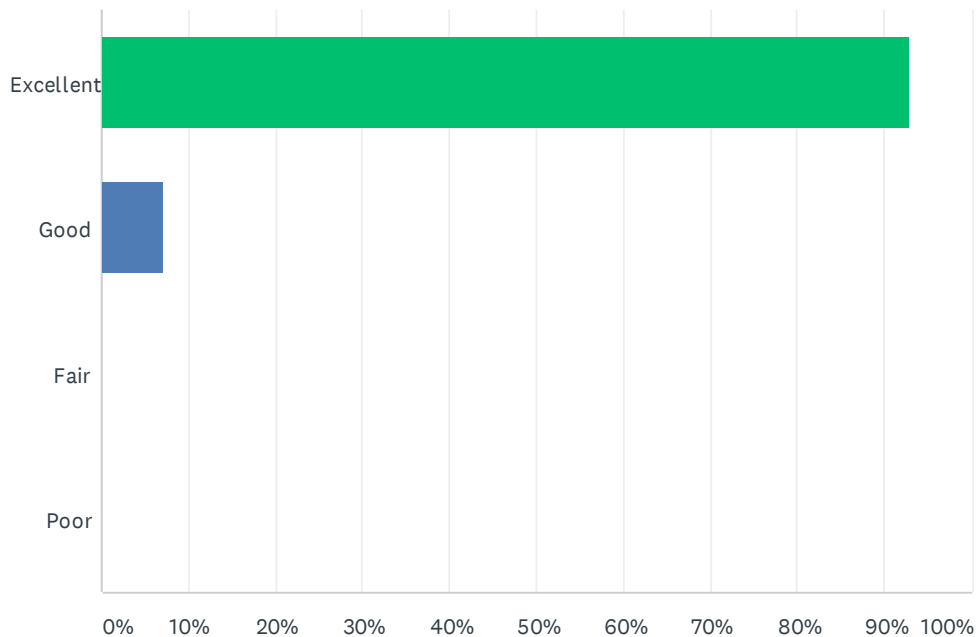
Answered: 14 Skipped: 1



ANSWER CHOICES	RESPONSES	
Improved	64.29%	9
Stayed the same	14.29%	2
Declined	7.14%	1
Don't know	0.00%	0
Not applicable	14.29%	2
TOTAL		14

Q21 How do you rate the physical condition of your child's school?

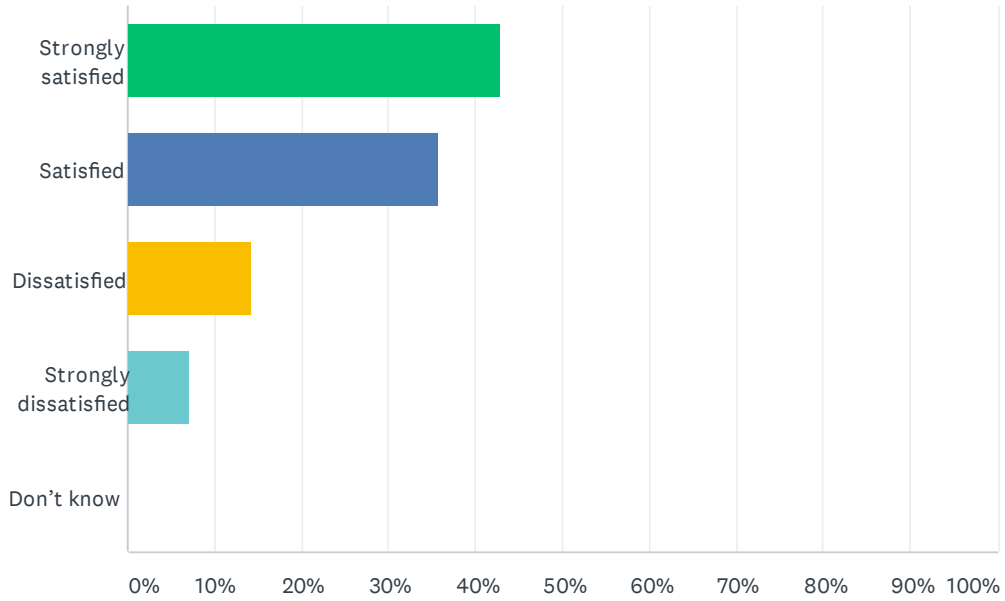
Answered: 14 Skipped: 1



ANSWER CHOICES	RESPONSES	
Excellent	92.86%	13
Good	7.14%	1
Fair	0.00%	0
Poor	0.00%	0
TOTAL		14

Q22 How satisfied are you with the opportunities provided to be involved in your child's education?

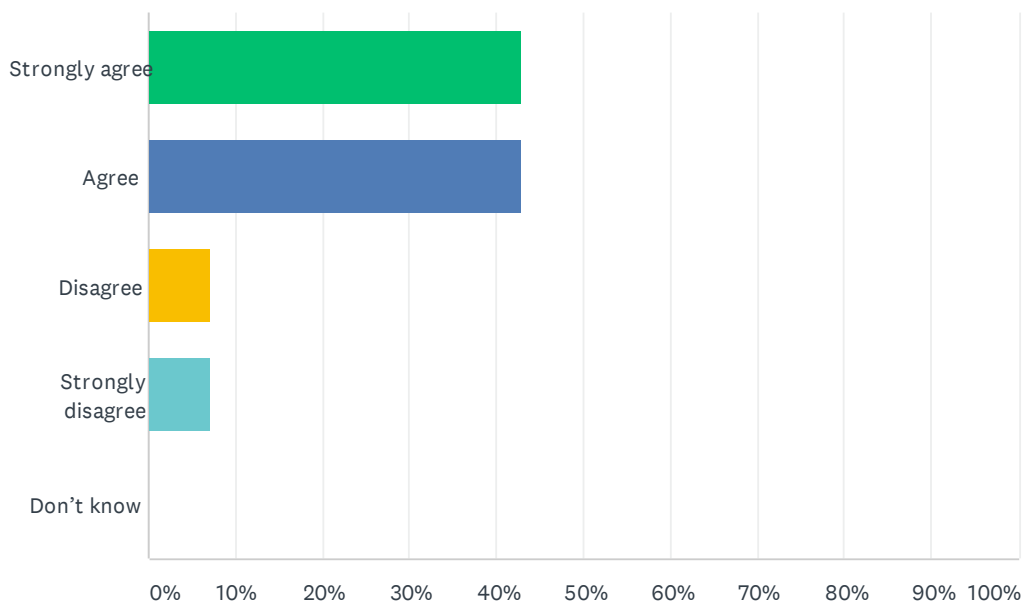
Answered: 14 Skipped: 1



ANSWER CHOICES	RESPONSES	
Strongly satisfied	42.86%	6
Satisfied	35.71%	5
Dissatisfied	14.29%	2
Strongly dissatisfied	7.14%	1
Don't know	0.00%	0
TOTAL		14

Q23 The school keeps me informed about my child's progress and achievement.

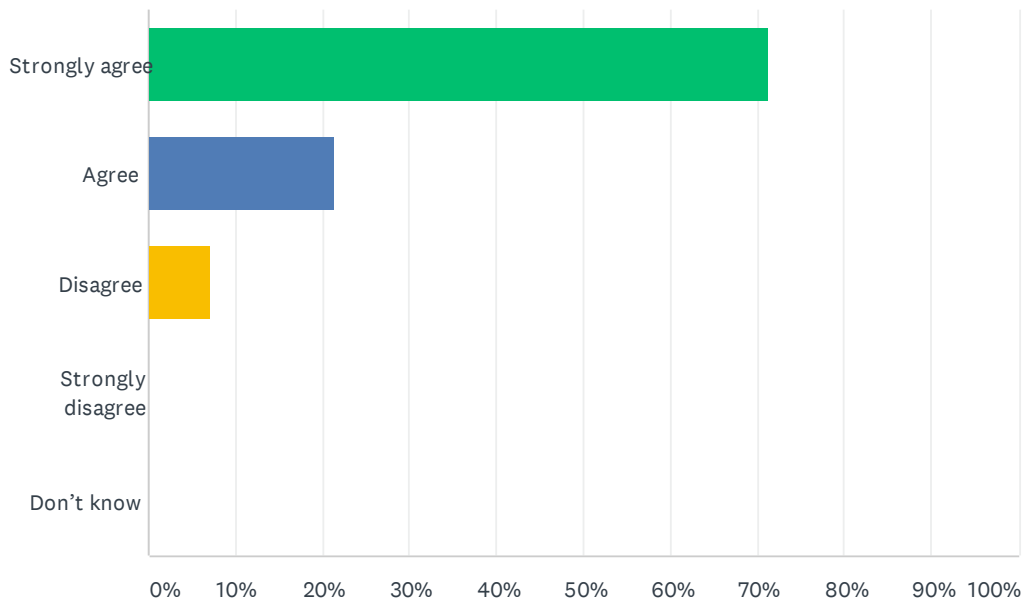
Answered: 14 Skipped: 1



ANSWER CHOICES	RESPONSES	
Strongly agree	42.86%	6
Agree	42.86%	6
Disagree	7.14%	1
Strongly disagree	7.14%	1
Don't know	0.00%	0
TOTAL		14

Q24 There is open and honest communication within my child's school.

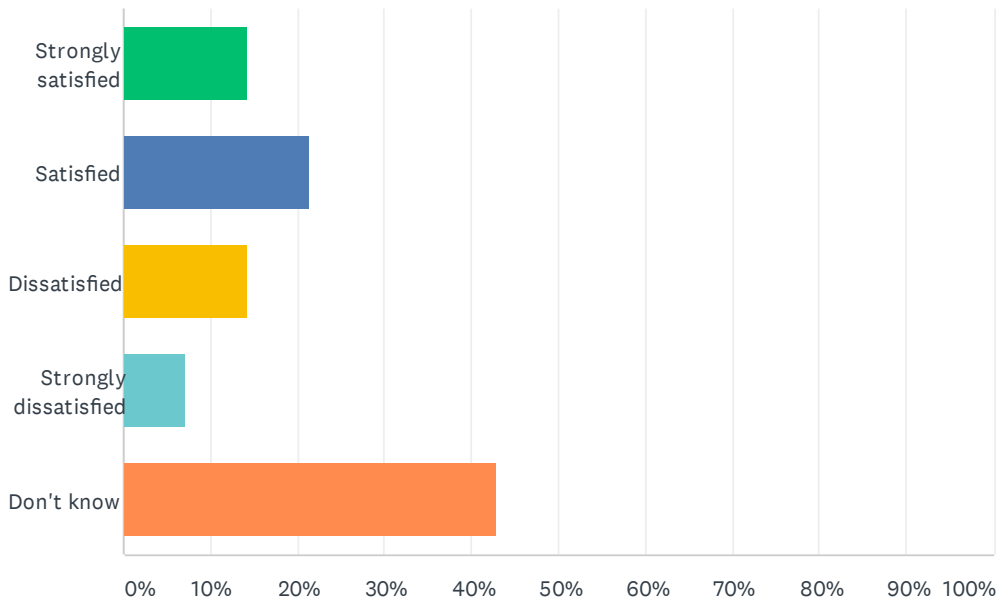
Answered: 14 Skipped: 1



ANSWER CHOICES	RESPONSES	
Strongly agree	71.43%	10
Agree	21.43%	3
Disagree	7.14%	1
Strongly disagree	0.00%	0
Don't know	0.00%	0
TOTAL		14

Q25 How satisfied are you with the Division’s commitment to engaging families in matters that affect public education?

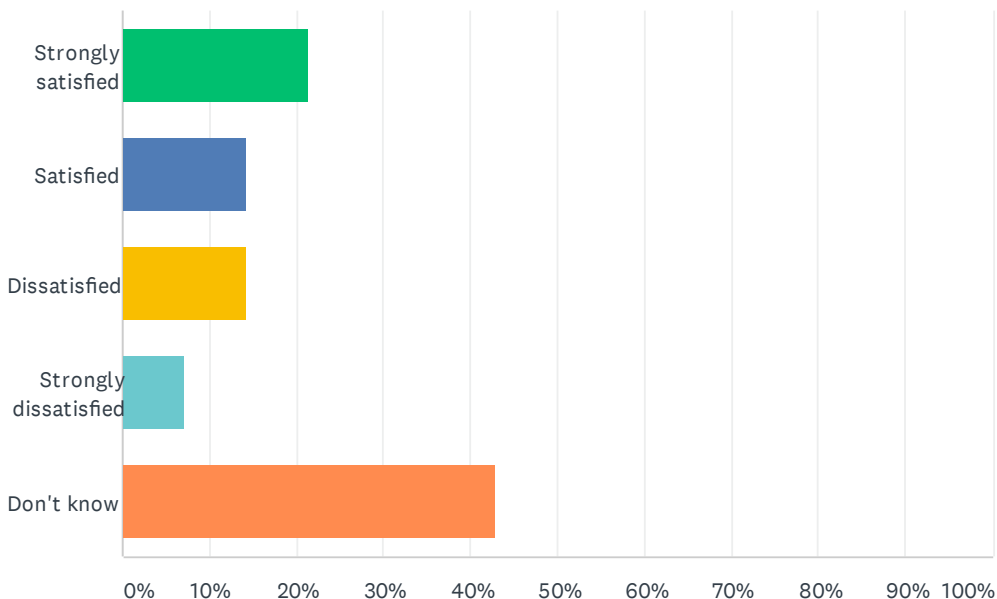
Answered: 14 Skipped: 1



ANSWER CHOICES	RESPONSES	
Strongly satisfied	14.29%	2
Satisfied	21.43%	3
Dissatisfied	14.29%	2
Strongly dissatisfied	7.14%	1
Don't know	42.86%	6
TOTAL		14

Q26 How satisfied are you with the Division’s commitment to advocating for public education?

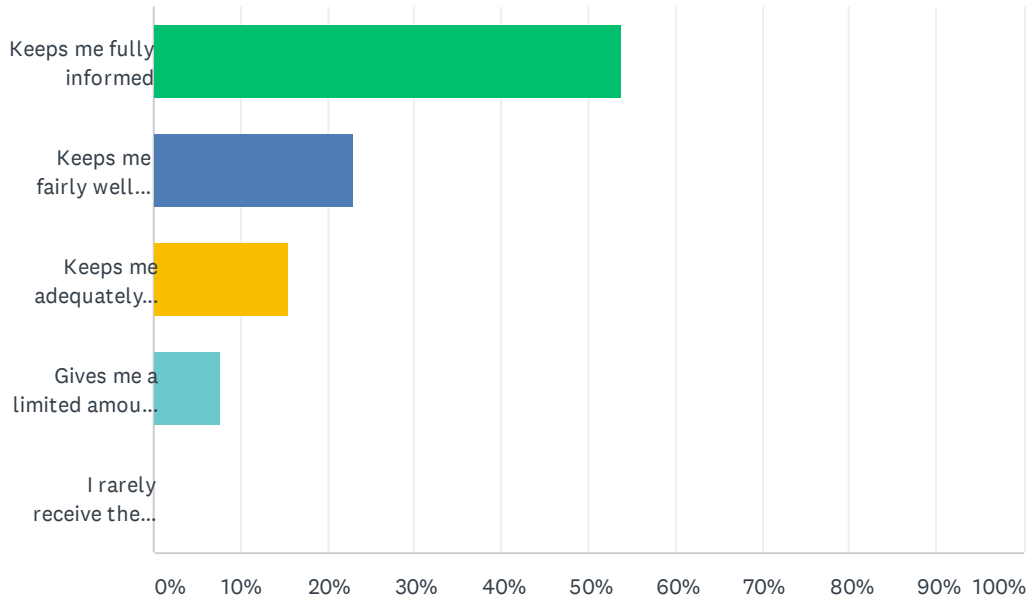
Answered: 14 Skipped: 1



ANSWER CHOICES	RESPONSES
Strongly satisfied	21.43% 3
Satisfied	14.29% 2
Dissatisfied	14.29% 2
Strongly dissatisfied	7.14% 1
Don't know	42.86% 6
TOTAL	14

Q27 Elk Island Public Schools appreciates the opportunity to stay connected with parents about news, activities, programs and other matters of importance. What is your impression of the communication you receive from your child's school?

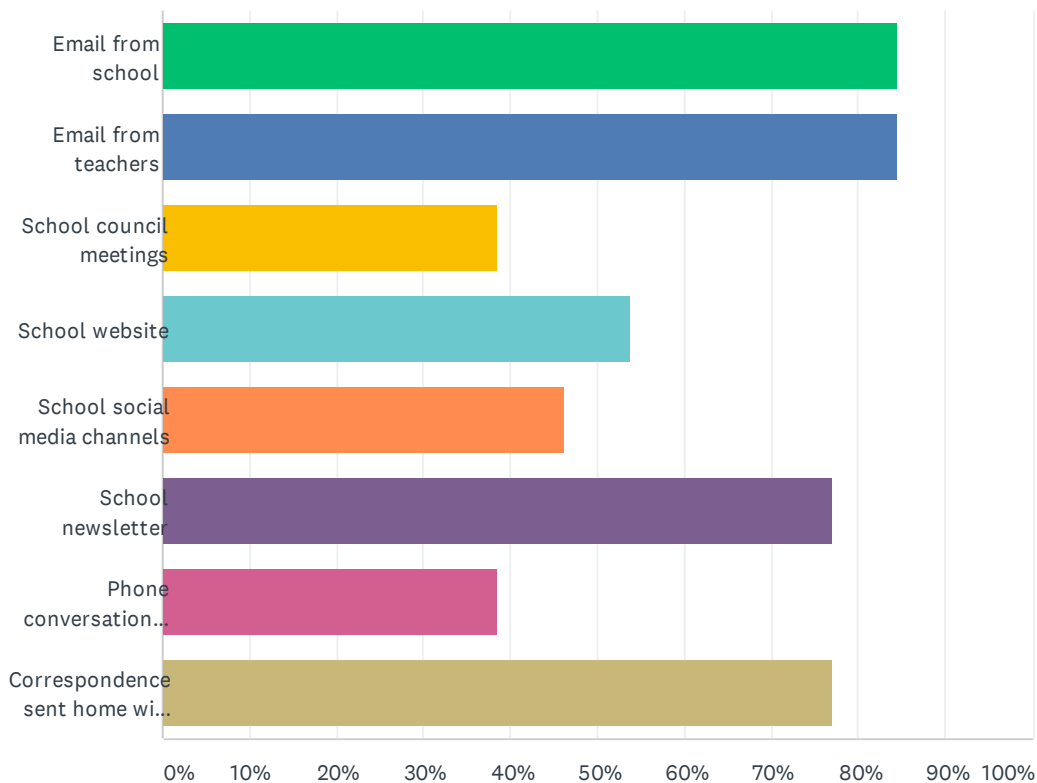
Answered: 13 Skipped: 2



ANSWER CHOICES	RESPONSES	
Keeps me fully informed	53.85%	7
Keeps me fairly well informed	23.08%	3
Keeps me adequately informed	15.38%	2
Gives me a limited amount of information	7.69%	1
I rarely receive the information I need	0.00%	0
TOTAL		13

Q28 Do you regularly make use of the following to keep up to date on school activities, programs, etc.? Check all that apply.

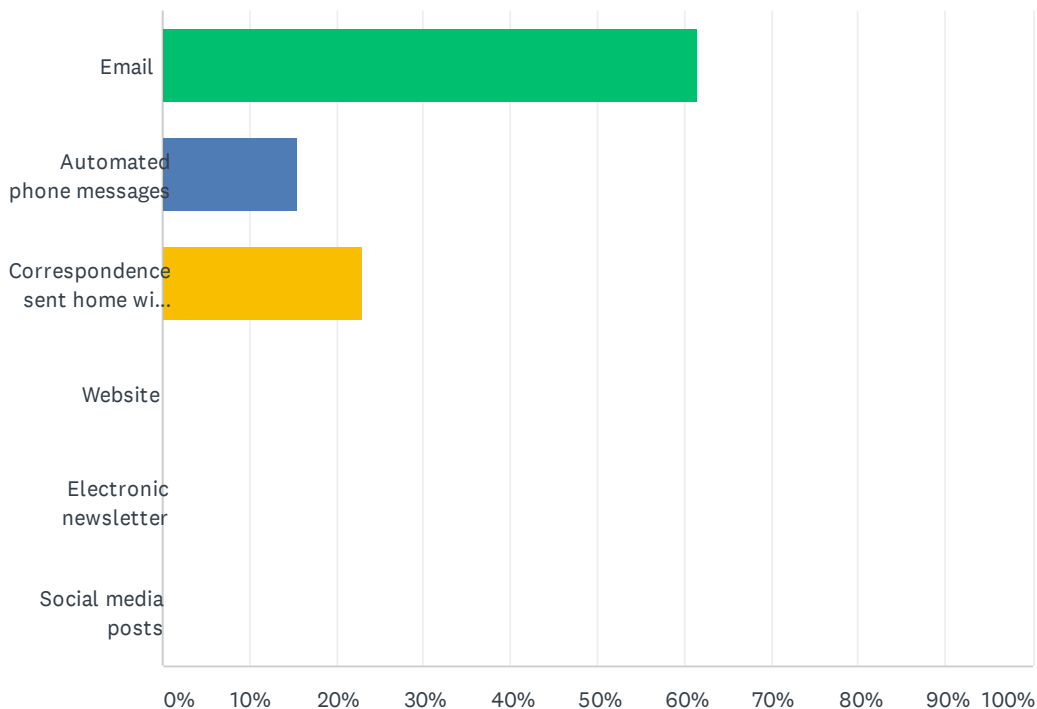
Answered: 13 Skipped: 2



ANSWER CHOICES	RESPONSES	
Email from school	84.62%	11
Email from teachers	84.62%	11
School council meetings	38.46%	5
School website	53.85%	7
School social media channels	46.15%	6
School newsletter	76.92%	10
Phone conversations with the school or teachers	38.46%	5
Correspondence sent home with my child	76.92%	10
Total Respondents: 13		

Q29 What is your most preferred method of communication from the school and Division?

Answered: 13 Skipped: 2



ANSWER CHOICES	RESPONSES	
Email	61.54%	8
Automated phone messages	15.38%	2
Correspondence sent home with my child	23.08%	3
Website	0.00%	0
Electronic newsletter	0.00%	0
Social media posts	0.00%	0
TOTAL		13

Q30 Do you visit the Division website (www.eips.ca) for information on:

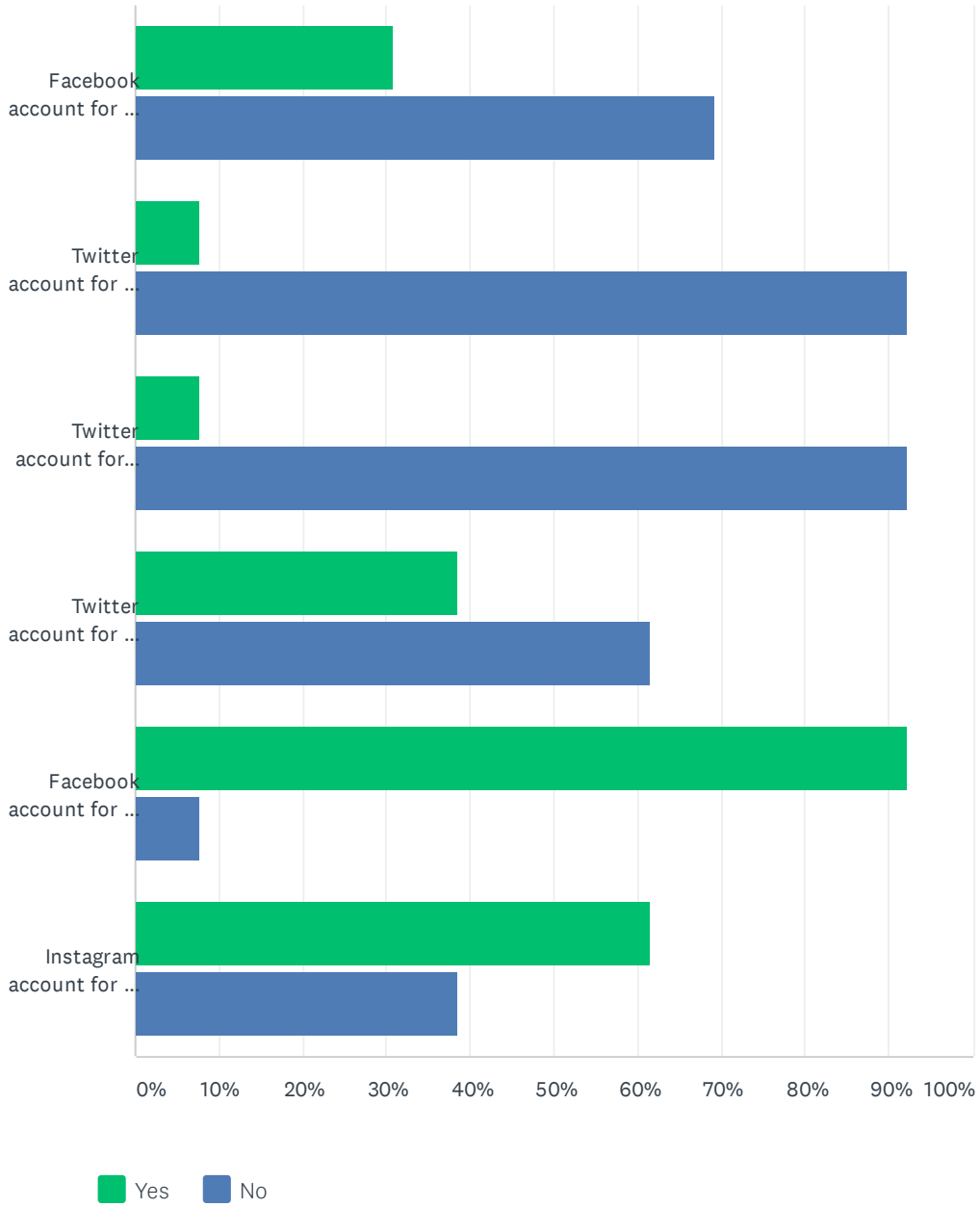
Answered: 13 Skipped: 2

Editor's note:

As Question #30 is only relevant at the Division level, responses have been omitted in the school-level data. As such, pages 35-36 have been excluded from this document.

Q31 The Division and schools often share news and information on social media. Do you follow:

Answered: 13 Skipped: 2



EIPS Parent Survey 2020-21

	YES	NO	TOTAL	WEIGHTED AVERAGE
Facebook account for the Division (@ElkIslandPublicSchools)	30.77% 4	69.23% 9	13	1.31
Twitter account for the Division (@eips)	7.69% 1	92.31% 12	13	1.08
Twitter account for EIPS Student Transportation (@eipsST)	7.69% 1	92.31% 12	13	1.08
Twitter account for my child's school, if applicable	38.46% 5	61.54% 8	13	1.38
Facebook account for my child's school, if applicable	92.31% 12	7.69% 1	13	1.92
Instagram account for my child's school, if applicable	61.54% 8	38.46% 5	13	1.62